

Beaverton

STOP Breakdown	Day vs. Night	Gender Breakdown	Reason for Stop	Most Serious ORS	Age Breakdown	Disposition and Findings
----------------	---------------	------------------	-----------------	------------------	---------------	--------------------------

Race Description	2021 Census	Grand Total			Arrest			Citation			Warning			Other			Call Date
		Count	% of Total	% of Race	Count	% of Total	% of Race	Count	% of Total	% of Race	Count	% of Total	% of Race	Count	% of Total	% of Race	
ASIAN	12.60%	692	5.03%	100.00%	9	1.24%	1.30%	322	5.55%	46.53%	347	5.10%	50.14%	14	3.31%	2.02%	3/1/2022 to 2/28/2023
BLACK	2.20%	1,197	8.70%	100.00%	74	10.19%	6.18%	457	7.88%	38.18%	637	9.36%	53.22%	29	6.86%	2.42%	
HISPANIC / LATINX	16.90%	2,769	20.13%	100.00%	196	27.00%	7.08%	1,104	19.03%	39.87%	1,401	20.58%	50.60%	68	16.08%	2.46%	Officer Agency
MIDDLE EASTERN	Null	368	2.68%	100.00%	6	0.83%	1.63%	124	2.14%	33.70%	230	3.38%	62.50%	8	1.89%	2.17%	BEAVERTON
NATIVE AMERICAN	0.50%	87	0.63%	100.00%	8	1.10%	9.20%	32	0.55%	36.78%	46	0.68%	52.87%	1	0.24%	1.15%	Census Percent Area
PACIFIC ISLANDER	0.50%	137	1.00%	100.00%	14	1.93%	10.22%	53	0.91%	38.69%	64	0.94%	46.72%	6	1.42%	4.38%	BEAVERTON
UNKNOWN	Null	8	0.06%	100.00%										8	1.89%	100.00%	
WHITE	61.60%	8,498	61.78%	100.00%	419	57.71%	4.93%	3,709	63.94%	43.65%	4,081	59.96%	48.02%	289	68.32%	3.40%	Call Type
Grand Total		13,756	100.00%	100.00%	726	100.00%	5.28%	5,801	100.00%	42.17%	6,806	100.00%	49.48%	423	100.00%	3.08%	All

Beaverton

STOP Breakdown	Day vs. Night	Gender Breakdown	Reason for Stop	Most Serious ORS	Age Breakdown	Disposition and Findings
----------------	---------------	------------------	-----------------	------------------	---------------	--------------------------

STOP Breakdown City (LIGHT): Call Type: All - Gender: All - Officer Agency: BEAVERTON - Primary Unit Agency: None - Call Area: None - Census Area: BEAVERTON - All to All

Call Date
3/1/2022 to 2/28/2023

Race Description	2021 Census	Grand Total			Arrest			Citation			Warning			Other		
		Count	% of Total	% of Race	Count	% of Total	% of Race	Count	% of Total	% of Race	Count	% of Total	% of Race	Count	% of Total	% of Race
ASIAN	12.60%	390	5.42%	100.00%	2	0.95%	0.51%	263	5.96%	67.44%	116	5.00%	29.74%	9	3.54%	2.31%
BLACK	2.20%	533	7.40%	100.00%	21	10.00%	3.94%	335	7.59%	62.85%	167	7.20%	31.33%	10	3.94%	1.88%
HISPANIC / LATINX	16.90%	1,258	17.48%	100.00%	34	16.19%	2.70%	762	17.26%	60.57%	428	18.45%	34.02%	34	13.39%	2.70%
MIDDLE EASTERN	Null	165	2.29%	100.00%	3	1.43%	1.82%	87	1.97%	52.73%	68	2.93%	41.21%	7	2.76%	4.24%
NATIVE AMERICAN	0.50%	48	0.67%	100.00%	2	0.95%	4.17%	25	0.57%	52.08%	20	0.86%	41.67%	1	0.39%	2.08%
PACIFIC ISLANDER	0.50%	64	0.89%	100.00%	3	1.43%	4.69%	38	0.86%	59.38%	20	0.86%	31.25%	3	1.18%	4.69%
UNKNOWN	Null	4	0.06%	100.00%										4	1.57%	100.00%
WHITE	61.60%	4,736	65.80%	100.00%	145	69.05%	3.06%	2,904	65.79%	61.32%	1,501	64.70%	31.69%	186	73.23%	3.93%
Grand Total		7,198	100.00%	100.00%	210	100.00%	2.92%	4,414	100.00%	61.32%	2,320	100.00%	32.23%	254	100.00%	3.53%

Officer Agency
BEAVERTON

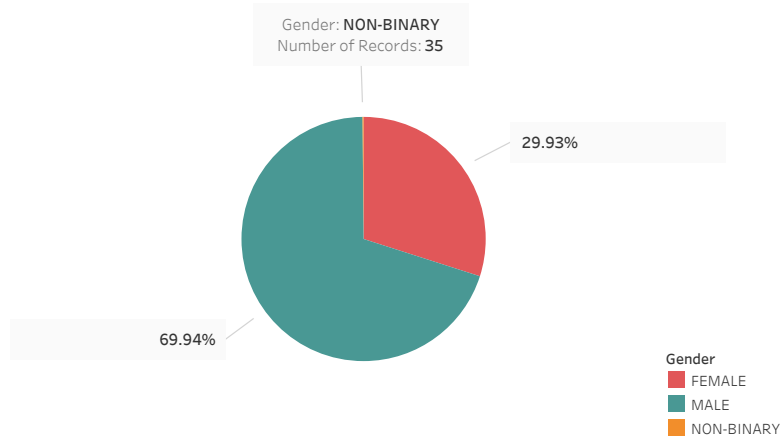
Census Percent Area
BEAVERTON

STOP Breakdown City (DARK): Call Type: All - Gender: All - Officer Agency: BEAVERTON - Primary Unit Agency: None - Call Area: None - Census Area: BEAVERTON - All to 2/28/2023

Race Description	2021 Census	Grand Total			Arrest			Citation			Warning			Other		
		Count	% of Total	% of Race	Count	% of Total	% of Race	Count	% of Total	% of Race	Count	% of Total	% of Race	Count	% of Total	% of Race
ASIAN	12.60%	302	4.61%	100.00%	7	1.36%	2.32%	59	4.25%	19.54%	231	5.15%	76.49%	5	2.96%	1.66%
BLACK	2.20%	664	10.13%	100.00%	53	10.27%	7.98%	122	8.80%	18.37%	470	10.48%	70.78%	19	11.24%	2.86%
HISPANIC / LATINX	16.90%	1,511	23.04%	100.00%	162	31.40%	10.72%	342	24.66%	22.63%	973	21.69%	64.39%	34	20.12%	2.25%
MIDDLE EASTERN	Null	203	3.10%	100.00%	3	0.58%	1.48%	37	2.67%	18.23%	162	3.61%	79.80%	1	0.59%	0.49%
NATIVE AMERICAN	0.50%	39	0.59%	100.00%	6	1.16%	15.38%	7	0.50%	17.95%	26	0.58%	66.67%			
PACIFIC ISLANDER	0.50%	73	1.11%	100.00%	11	2.13%	15.07%	15	1.08%	20.55%	44	0.98%	60.27%	3	1.78%	4.11%
UNKNOWN	Null	4	0.06%	100.00%										4	2.37%	100.00%
WHITE	61.60%	3,762	57.37%	100.00%	274	53.10%	7.28%	805	58.04%	21.40%	2,580	57.51%	68.58%	103	60.95%	2.74%
Grand Total		6,558	100.00%	100.00%	516	100.00%	7.87%	1,387	100.00%	21.15%	4,486	100.00%	68.41%	169	100.00%	2.58%

Beaverton

STOP Breakdown	Day vs. Night	Gender Breakdown	Reason for Stop	Most Serious ORS	Age Breakdown	Disposition and Findings
----------------	---------------	-------------------------	-----------------	------------------	---------------	--------------------------



Date
3/1/2021 to 2/28/2023

STOP Agency
BEAVERTON

Call Date
3/1/2022 to 2/28/2023

Officer Agency
BEAVERTON

Census Report Area
BEAVERTON

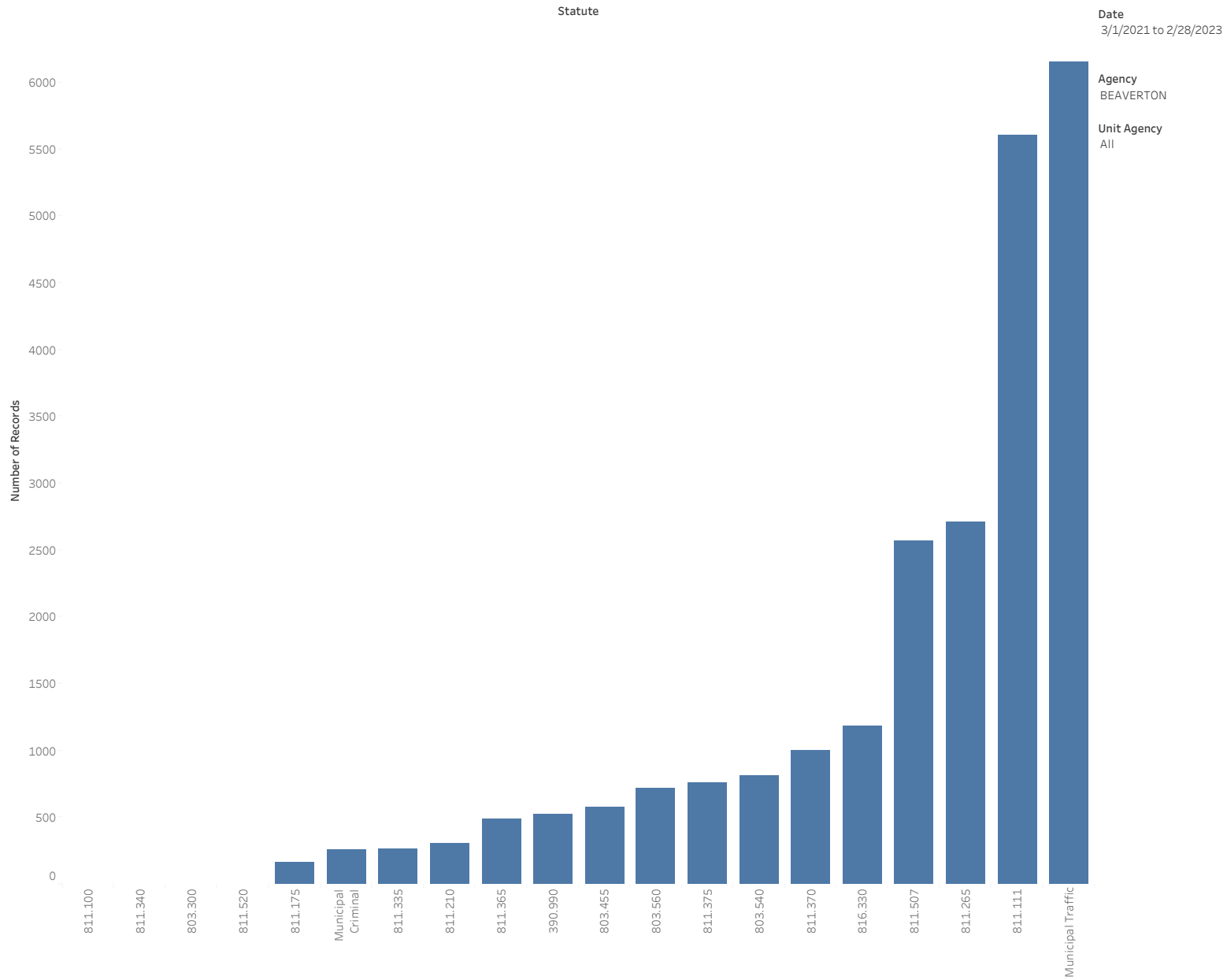
Call Type
All

STOP Breakdown (GENDER) City: Call Type: All - Gender: FEMALE & MALE - Officer Agency: BEAVERTON - Primary Unit Agency: None - Call Area: None - Census Area: BEAVERTON - 3/1/2022 to 2/28/2023

Sex	Race Descri..	2021 Census ..	Grand Total			Arrest			Citation			Warning			Other		
			Count	% of Total	% of Race	Count	% of Tot..	% of Race	Count	% of Total	% of Race	Count	% of Tot..	% of Race	Count	% of Total	% of Race
FEMALE	ASIAN	6.84%	245	1.78%	100.00%	3	0.41%	1.22%	126	2.17%	51.43%	114	1.68%	46.53%	2	0.48%	0.82%
	BLACK	1.01%	281	2.05%	100.00%	17	2.34%	6.05%	142	2.45%	50.53%	117	1.72%	41.64%	5	1.20%	1.78%
	HISPANIC / ..	8.04%	596	4.34%	100.00%	18	2.48%	3.02%	285	4.92%	47.82%	288	4.24%	48.32%	5	1.20%	0.84%
	MIDDLE EA..	Null	69	0.50%	100.00%				33	0.57%	47.83%	35	0.51%	50.72%	1	0.24%	1.45%
	NATIVE AM..	0.25%	38	0.28%	100.00%	2	0.28%	5.26%	16	0.28%	42.11%	20	0.29%	52.63%			
	PACIFIC ISL..	0.24%	45	0.33%	100.00%	3	0.41%	6.67%	21	0.36%	46.67%	20	0.29%	44.44%	1	0.24%	2.22%
	WHITE	31.25%	2,752	20.04%	100.00%	94	12.97%	3.42%	1,394	24.06%	50.65%	1,190	17.50%	43.24%	74	17.83%	2.69%
MALE	ASIAN	5.76%	446	3.25%	100.00%	6	0.83%	1.35%	195	3.36%	43.72%	233	3.43%	52.24%	12	2.89%	2.69%
	BLACK	1.19%	916	6.67%	100.00%	57	7.86%	6.22%	315	5.44%	34.39%	520	7.65%	56.77%	24	5.78%	2.62%
	HISPANIC / ..	8.86%	2,171	15.81%	100.00%	177	24.41%	8.15%	819	14.13%	37.72%	1,112	16.35%	51.22%	63	15.18%	2.90%
	MIDDLE EA..	Null	299	2.18%	100.00%	6	0.83%	2.01%	91	1.57%	30.43%	195	2.87%	65.22%	7	1.69%	2.34%
	NATIVE AM..	0.25%	49	0.36%	100.00%	6	0.83%	12.24%	16	0.28%	32.65%	26	0.38%	53.06%	1	0.24%	2.04%
	PACIFIC ISL..	0.26%	92	0.67%	100.00%	11	1.52%	11.96%	32	0.55%	34.78%	44	0.65%	47.83%	5	1.20%	5.43%
	WHITE	30.35%	5,736	41.76%	100.00%	325	44.83%	5.67%	2,310	39.86%	40.27%	2,886	42.44%	50.31%	215	51.81%	3.75%
Grand Total			13,735	100.00%	100.00%	725	100.00%	5.28%	5,795	100.00%	42.19%	6,800	100.00%	49.51%	415	100.00%	3.02%

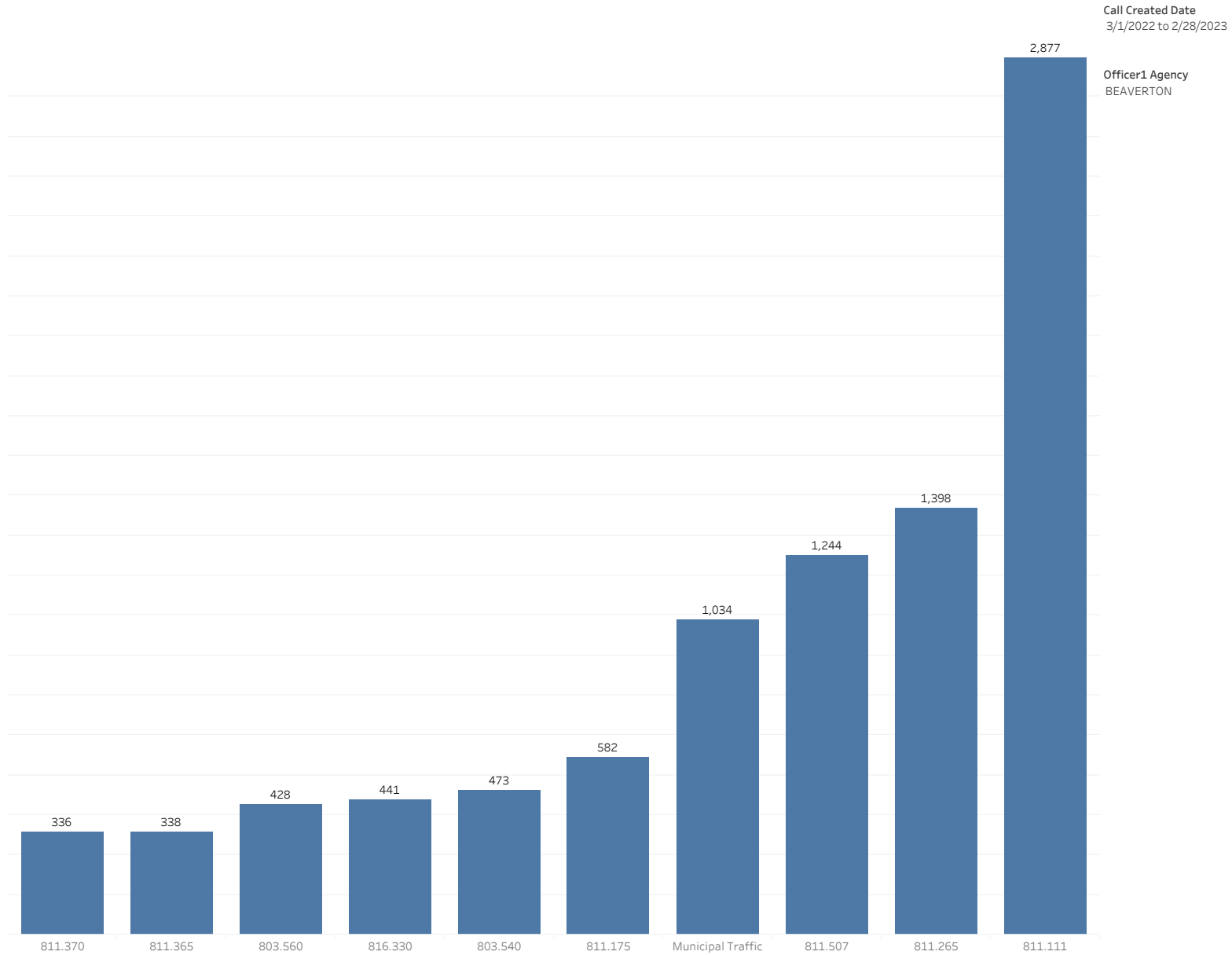
Beaverton

STOP Breakdown	Day vs. Night	Gender Breakdown	Reason for Stop	Most Serious ORS	Age Breakdown	Disposition and Findings
----------------	---------------	------------------	-----------------	------------------	---------------	--------------------------



Beaverton

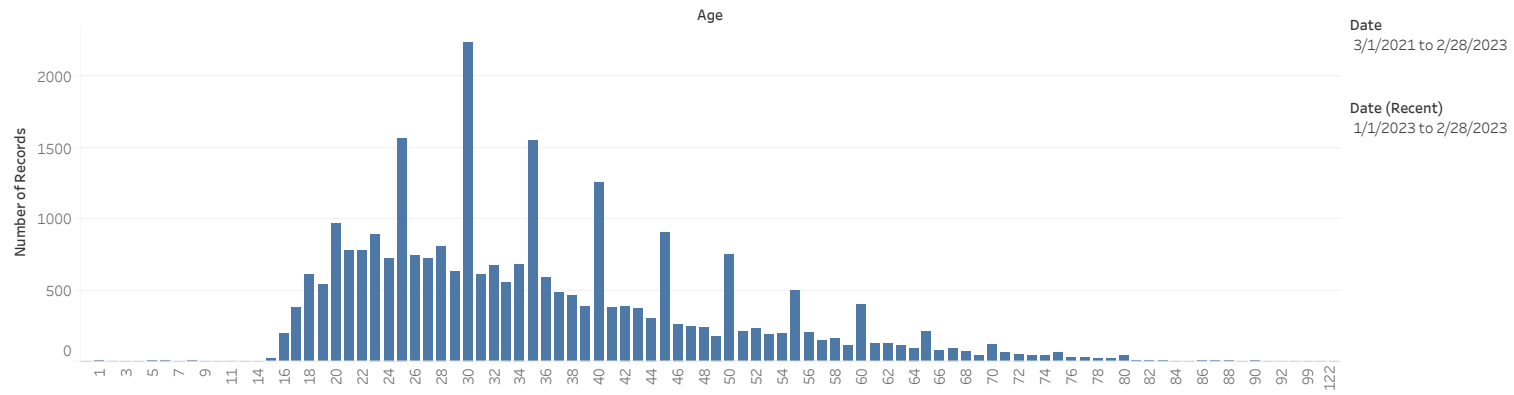
STOP Breakdown	Day vs. Night	Gender Breakdown	Reason for Stop	Most Serious ORS	Age Breakdown	Disposition and Findings
----------------	---------------	------------------	-----------------	------------------	---------------	--------------------------



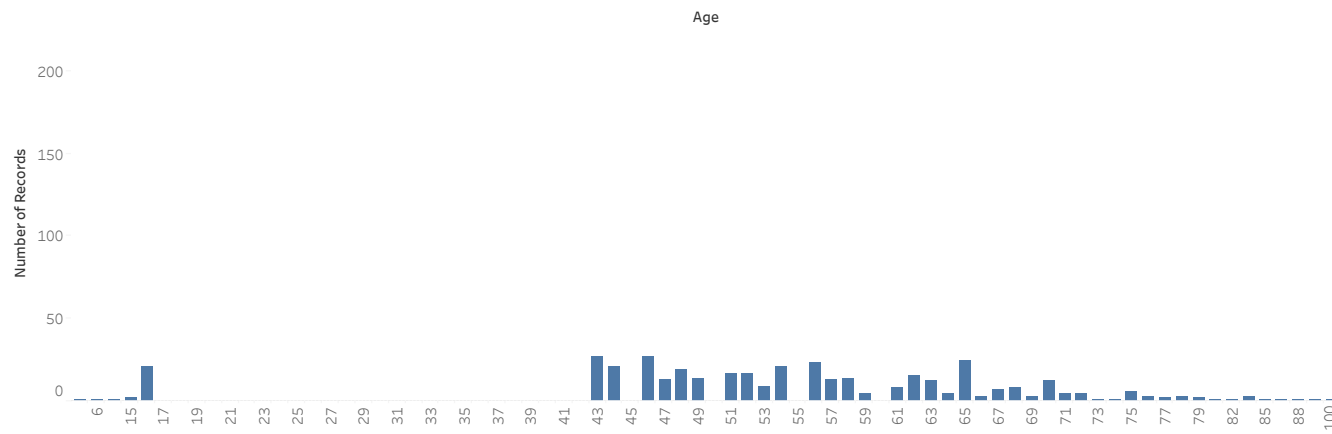
Beaverton

STOP Breakdown	Day vs. Night	Gender Breakdown	Reason for Stop	Most Serious ORS	Age Breakdown	Disposition and Findings
----------------	---------------	------------------	-----------------	------------------	---------------	--------------------------

Age Distribution (Year)



Age Distribution (Recent)

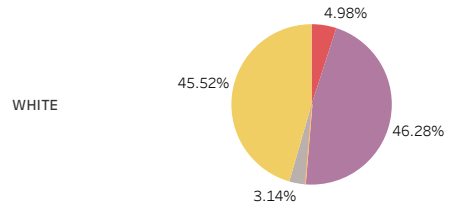
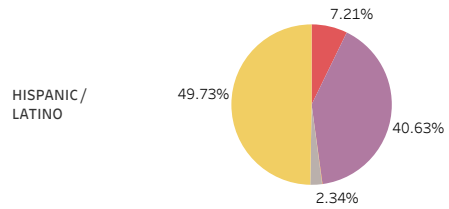
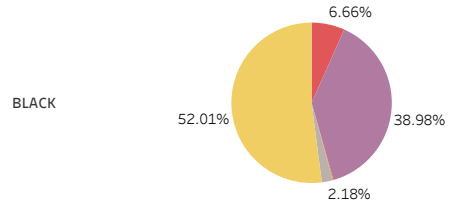


Beaverton

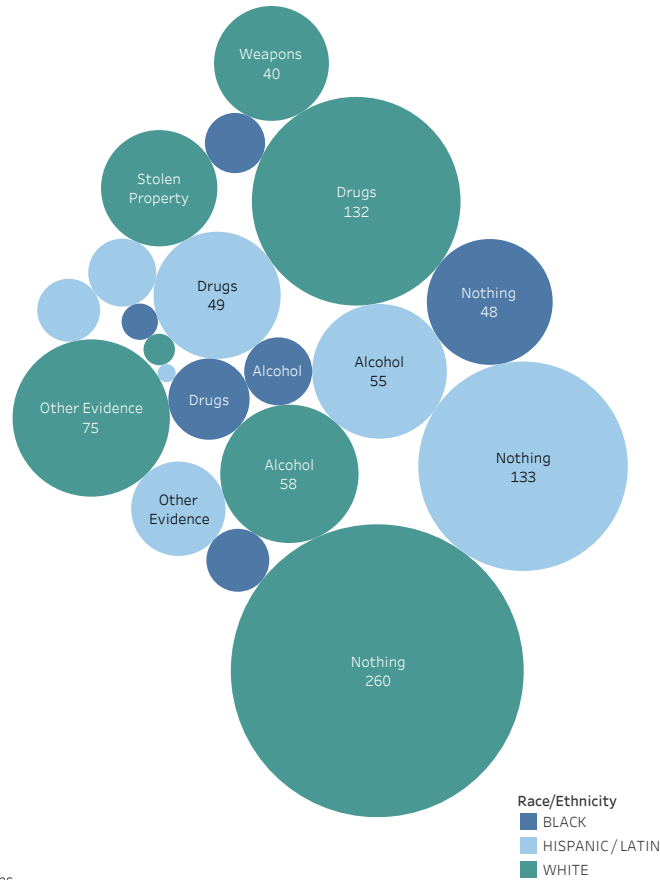
STOP Breakdown	Day vs. Night	Gender Breakdown	Reason for Stop	Most Serious ORS	Age Breakdown	Disposition and Findings
----------------	---------------	------------------	-----------------	------------------	---------------	--------------------------

Disposition

Race/Ethnic..



Arrest Search Findings



Call Disposition

- Arrest
- Citation
- Juve Summons
- Juvenile Summons
- None
- Warning

Race/Ethnicity

- BLACK
- HISPANIC / LATINO
- WHITE

Date (Disposition)
3/1/2021 to 2/28/2023

Agency (Disposition)
BEAVERTON

Race/Ethnicity
Multiple values

Date (Findings)
3/1/2021 to 2/28/2023

Agency (Findings)
BEAVERTON

Race/Ethnicity
Multiple values