

Beaverton

STOP Breakdown	Day vs. Night	Gender Breakdown	Reason for Stop	Most Serious ORS	Age Breakdown	Disposition and Findings
----------------	---------------	------------------	-----------------	------------------	---------------	--------------------------

Race Description	2020 Census	Grand Total			Arrest			Citation			Warning			Other			Call Date
		Count	% of Total	% of Race	Count	% of Total	% of Race	Count	% of Total	% of Race	Count	% of Total	% of Race	Count	% of Total	% of Race	
ASIAN	12.00%	508	4.41%	100.00%	10	1.79%	1.97%	284	5.40%	55.91%	201	3.83%	39.57%	13	2.89%	2.56%	3/1/2021 to 2/28/2022
BLACK	2.70%	1,015	8.81%	100.00%	68	12.19%	6.70%	388	7.38%	38.23%	525	10.00%	51.72%	34	7.56%	3.35%	
HISPANIC / LATINX	18.10%	2,157	18.72%	100.00%	134	24.01%	6.21%	865	16.44%	40.10%	1,085	20.66%	50.30%	73	16.22%	3.38%	Officer Agency
MIDDLE EASTERN	Null	288	2.50%	100.00%	3	0.54%	1.04%	110	2.09%	38.19%	166	3.16%	57.64%	9	2.00%	3.12%	BEAVERTON
NATIVE AMERICAN	0.30%	54	0.47%	100.00%	3	0.54%	5.56%	19	0.36%	35.19%	30	0.57%	55.56%	2	0.44%	3.70%	Census Percent Area
PACIFIC ISLANDER	0.50%	80	0.69%	100.00%	6	1.08%	7.50%	34	0.65%	42.50%	37	0.70%	46.25%	3	0.67%	3.75%	BEAVERTON
UNKNOWN	Null	4	0.03%	100.00%										4	0.89%	100.00%	
WHITE	59.00%	7,414	64.36%	100.00%	334	59.86%	4.50%	3,560	67.68%	48.02%	3,208	61.08%	43.27%	312	69.33%	4.21%	Call Type
Grand Total		11,520	100.00%	100.00%	558	100.00%	4.84%	5,260	100.00%	45.66%	5,252	100.00%	45.59%	450	100.00%	3.91%	All

Beaverton

STOP Breakdown	Day vs. Night	Gender Breakdown	Reason for Stop	Most Serious ORS	Age Breakdown	Disposition and Findings
----------------	---------------	------------------	-----------------	------------------	---------------	--------------------------

STOP Breakdown City (LIGHT): Call Type: All - Gender: All - Officer Agency: BEAVERTON - Primary Unit Agency: None - Call Area: None - Census Area: BEAVERTON - All to All

Call Date
3/1/2021 to 2/28/2022

Race Description	2020 Census	Grand Total			Arrest			Citation			Warning			Other		
		Count	% of Total	% of Race	Count	% of Total	% of Race	Count	% of Total	% of Race	Count	% of Total	% of Race	Count	% of Total	% of Race
ASIAN	12.00%	294	5.01%	100.00%	1	0.63%	0.34%	226	5.67%	76.87%	58	3.88%	19.73%	9	4.00%	3.06%
BLACK	2.70%	410	6.99%	100.00%	13	8.23%	3.17%	251	6.30%	61.22%	129	8.63%	31.46%	17	7.56%	4.15%
HISPANIC / LATINX	18.10%	868	14.80%	100.00%	35	22.15%	4.03%	571	14.33%	65.78%	229	15.32%	26.38%	33	14.67%	3.80%
MIDDLE EASTERN	Null	123	2.10%	100.00%				75	1.88%	60.98%	42	2.81%	34.15%	6	2.67%	4.88%
NATIVE AMERICAN	0.30%	27	0.46%	100.00%	2	1.27%	7.41%	15	0.38%	55.56%	9	0.60%	33.33%	1	0.44%	3.70%
PACIFIC ISLANDER	0.50%	35	0.60%	100.00%	1	0.63%	2.86%	25	0.63%	71.43%	8	0.54%	22.86%	1	0.44%	2.86%
UNKNOWN	Null	2	0.03%	100.00%										2	0.89%	100.00%
WHITE	59.00%	4,104	70.00%	100.00%	106	67.09%	2.58%	2,822	70.82%	68.76%	1,020	68.23%	24.85%	156	69.33%	3.80%
Grand Total		5,863	100.00%	100.00%	158	100.00%	2.69%	3,985	100.00%	67.97%	1,495	100.00%	25.50%	225	100.00%	3.84%

Officer Agency
BEAVERTON

Census Percent Area
BEAVERTON

STOP Breakdown City (DARK): Call Type: All - Gender: All - Officer Agency: BEAVERTON - Primary Unit Agency: None - Call Area: None - Census Area: BEAVERTON - All to 12/31/2021

Race Description	2020 Census	Grand Total			Arrest			Citation			Warning			Other		
		Count	% of Total	% of Race	Count	% of Total	% of Race	Count	% of Total	% of Race	Count	% of Total	% of Race	Count	% of Total	% of Race
ASIAN	12.00%	214	3.78%	100.00%	9	2.25%	4.21%	58	4.55%	27.10%	143	3.81%	66.82%	4	1.78%	1.87%
BLACK	2.70%	605	10.69%	100.00%	55	13.75%	9.09%	137	10.75%	22.64%	396	10.54%	65.45%	17	7.56%	2.81%
HISPANIC / LATINX	18.10%	1,289	22.79%	100.00%	99	24.75%	7.68%	294	23.06%	22.81%	856	22.78%	66.41%	40	17.78%	3.10%
MIDDLE EASTERN	Null	165	2.92%	100.00%	3	0.75%	1.82%	35	2.75%	21.21%	124	3.30%	75.15%	3	1.33%	1.82%
NATIVE AMERICAN	0.30%	27	0.48%	100.00%	1	0.25%	3.70%	4	0.31%	14.81%	21	0.56%	77.78%	1	0.44%	3.70%
PACIFIC ISLANDER	0.50%	45	0.80%	100.00%	5	1.25%	11.11%	9	0.71%	20.00%	29	0.77%	64.44%	2	0.89%	4.44%
UNKNOWN	Null	2	0.04%	100.00%										2	0.89%	100.00%
WHITE	59.00%	3,310	58.51%	100.00%	228	57.00%	6.89%	738	57.88%	22.30%	2,188	58.24%	66.10%	156	69.33%	4.71%
Grand Total		5,657	100.00%	100.00%	400	100.00%	7.07%	1,275	100.00%	22.54%	3,757	100.00%	66.41%	225	100.00%	3.98%

Beaverton

STOP Breakdown	Day vs. Night	Gender Breakdown	Reason for Stop	Most Serious ORS	Age Breakdown	Disposition and Findings
----------------	---------------	------------------	-----------------	------------------	---------------	--------------------------

Date
3/1/2021 to 2/28/2022

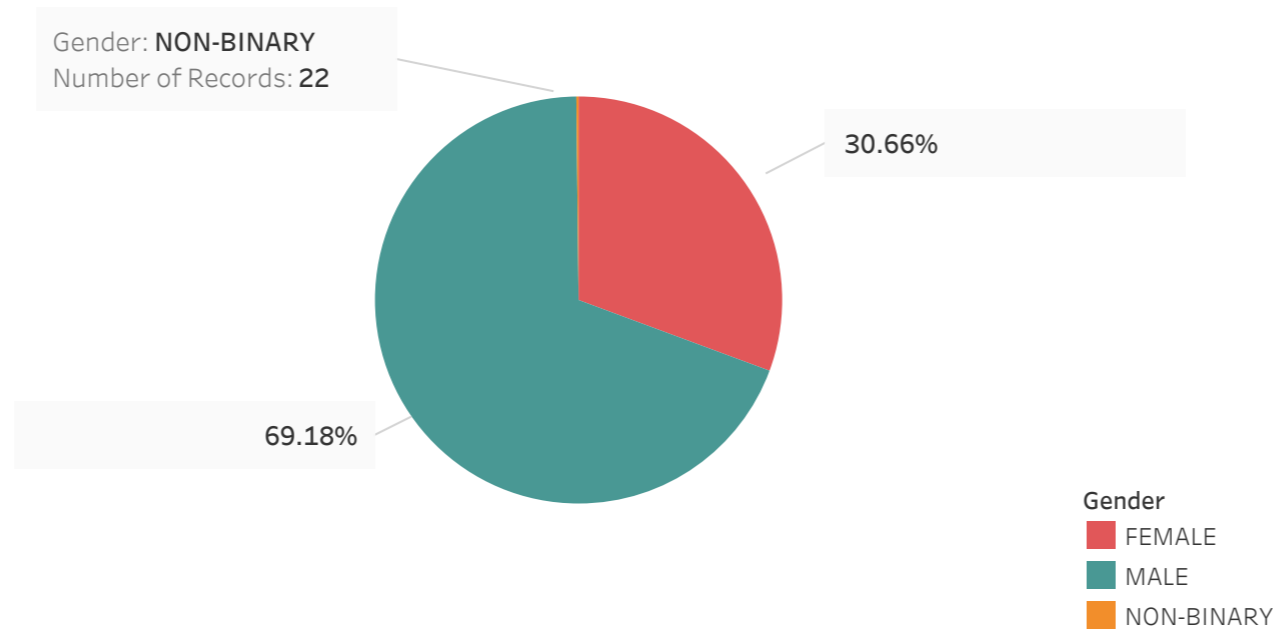
STOP Agency
BEAVERTON

Call Date
3/1/2021 to 2/28/2022

Officer Agency
BEAVERTON

Census Report Area
BEAVERTON

Call Type
All



STOP Breakdown (GENDER) City: Call Type: All - Gender: FEMALE & MALE - Officer Agency: BEAVERTON - Primary Unit Agency: None - Call Area: None - Census Area: BEAVERTON - All to 12/31/2021

Sex	Race Descri..	2020 Census ..	Grand Total			Arrest			Citation			Warning			Other		
			Count	% of Total	% of Race	Count	% of Tot..	% of Race	Count	% of Total	% of Race	Count	% of Tot..	% of Race	Count	% of Total	% of Race
FEMALE	ASIAN	6.51%	208	1.81%	100.00%	3	0.54%	1.44%	125	2.38%	60.10%	74	1.41%	35.58%	6	1.35%	2.88%
	BLACK	1.24%	231	2.01%	100.00%	5	0.90%	2.16%	110	2.09%	47.62%	110	2.10%	47.62%	6	1.35%	2.60%
	HISPANIC / ..	8.61%	556	4.84%	100.00%	10	1.80%	1.80%	271	5.16%	48.74%	263	5.02%	47.30%	12	2.71%	2.16%
	MIDDLE EA..	Null	59	0.51%	100.00%				33	0.63%	55.93%	24	0.46%	40.68%	2	0.45%	3.39%
	NATIVE AM..	0.15%	16	0.14%	100.00%	1	0.18%	6.25%	7	0.13%	43.75%	8	0.15%	50.00%			
	PACIFIC ISL..	0.24%	21	0.18%	100.00%				13	0.25%	61.90%	7	0.13%	33.33%	1	0.23%	4.76%
	WHITE	29.93%	2,448	21.29%	100.00%	71	12.75%	2.90%	1,362	25.93%	55.64%	952	18.15%	38.89%	63	14.22%	2.57%
MALE	ASIAN	5.49%	300	2.61%	100.00%	7	1.26%	2.33%	159	3.03%	53.00%	127	2.42%	42.33%	7	1.58%	2.33%
	BLACK	1.46%	781	6.79%	100.00%	63	11.31%	8.07%	278	5.29%	35.60%	412	7.86%	52.75%	28	6.32%	3.59%
	HISPANIC / ..	9.49%	1,600	13.92%	100.00%	123	22.08%	7.69%	594	11.31%	37.12%	822	15.68%	51.38%	61	13.77%	3.81%
	MIDDLE EA..	Null	229	1.99%	100.00%	3	0.54%	1.31%	77	1.47%	33.62%	142	2.71%	62.01%	7	1.58%	3.06%
	NATIVE AM..	0.15%	38	0.33%	100.00%	2	0.36%	5.26%	12	0.23%	31.58%	22	0.42%	57.89%	2	0.45%	5.26%
	PACIFIC ISL..	0.26%	59	0.51%	100.00%	6	1.08%	10.17%	21	0.40%	35.59%	30	0.57%	50.85%	2	0.45%	3.39%
	WHITE	29.07%	4,951	43.06%	100.00%	263	47.22%	5.31%	2,191	41.71%	44.25%	2,251	42.93%	45.47%	246	55.53%	4.97%
Grand Total			11,497	100.00%	100.00%	557	100.00%	4.84%	5,253	100.00%	45.69%	5,244	100.00%	45.61%	443	100.00%	3.85%

Beaverton

- STOP Breakdown
- Day vs. Night
- Gender Breakdown
- Reason for Stop**
- Most Serious ORS
- Age Breakdown
- Disposition and Findings

Statute

Date

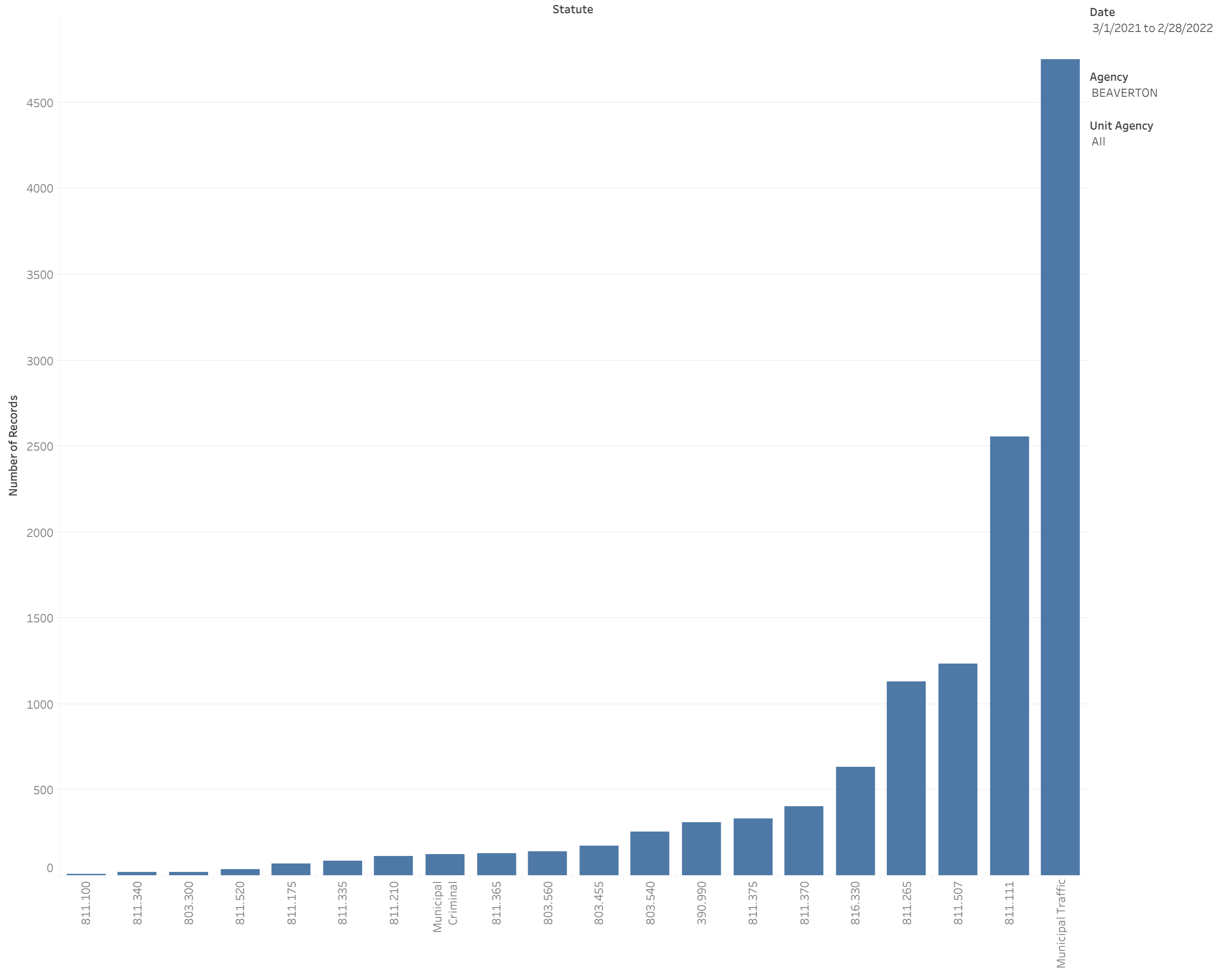
3/1/2021 to 2/28/2022

Agency

BEAVERTON

Unit Agency

All

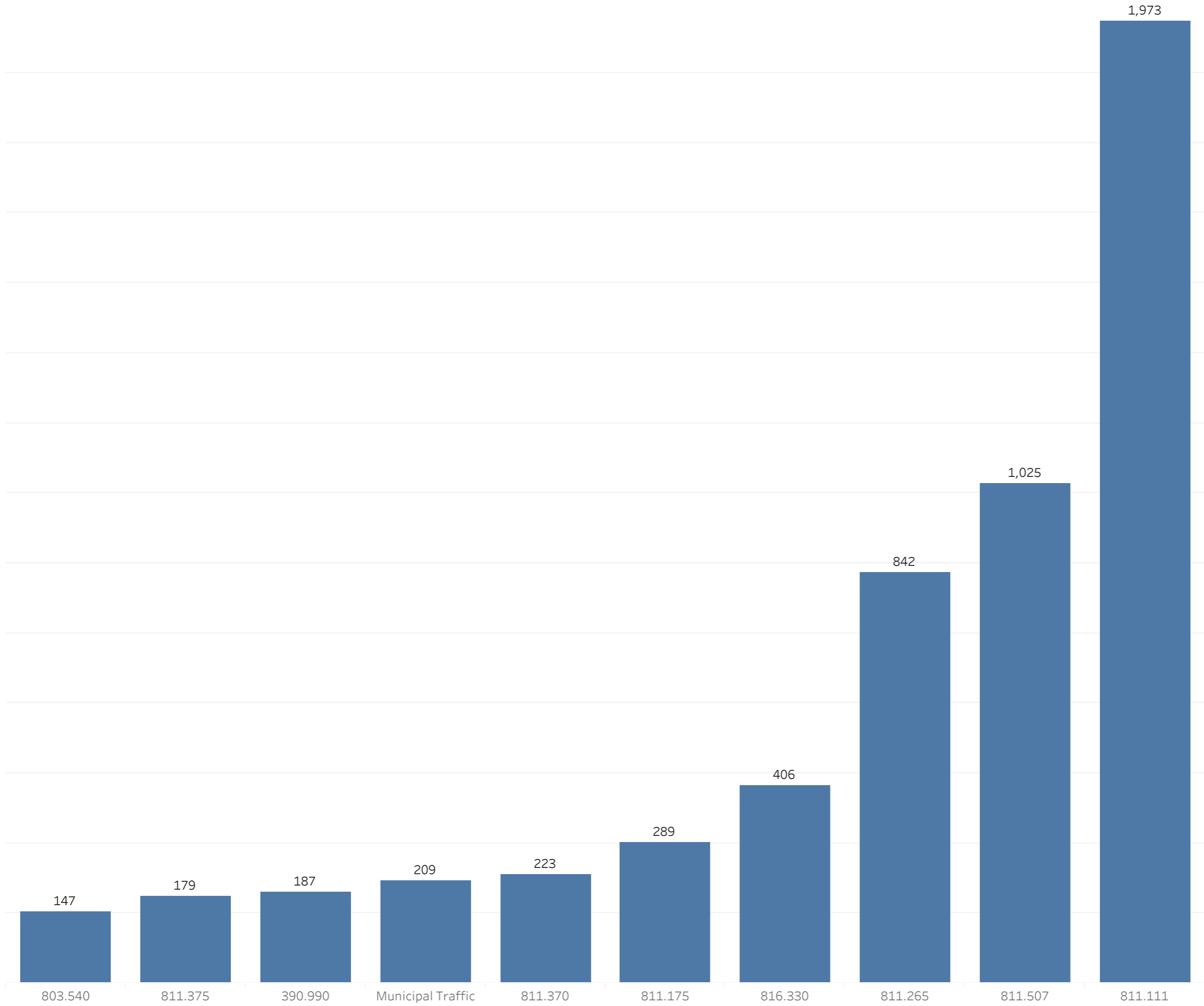


Beaverton

STOP Breakdown	Day vs. Night	Gender Breakdown	Reason for Stop	Most Serious ORS	Age Breakdown	Disposition and Findings
----------------	---------------	------------------	-----------------	-------------------------	---------------	--------------------------

Call Created Date
3/1/2021 to 2/28/2022


Officer1 Agency
BEAVERTON



Beaverton

STOP Breakdown	Day vs. Night	Gender Breakdown	Reason for Stop	Most Serious ORS	Age Breakdown	Disposition and Findings
----------------	---------------	------------------	-----------------	------------------	----------------------	--------------------------

Age Distribution (Year)

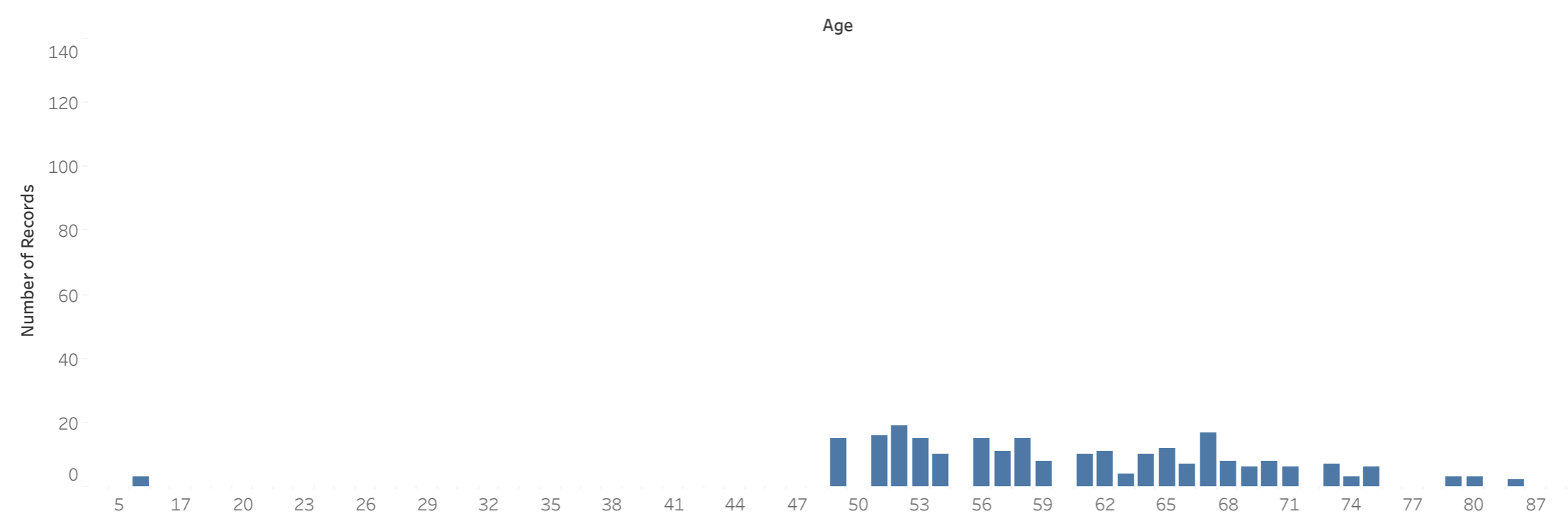


Agency
BEAVERTON

Date
3/1/2021 to 2/28/2022

Date (Recent)
1/1/2022 to 2/28/2022

Age Distribution (Recent)

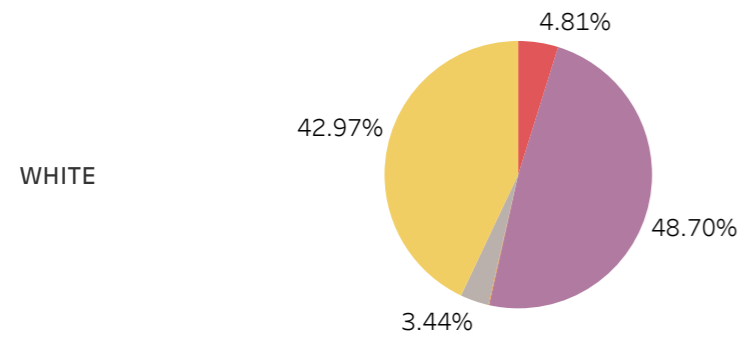
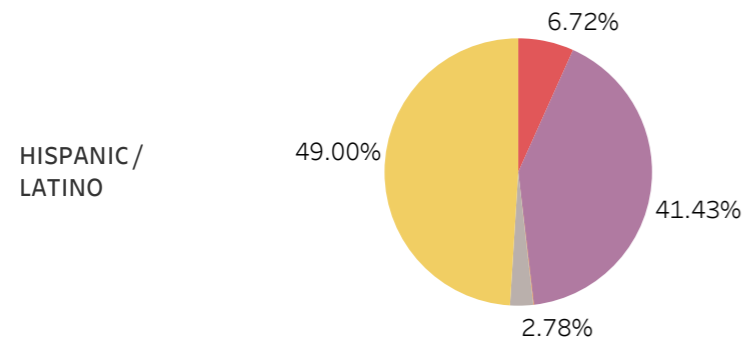
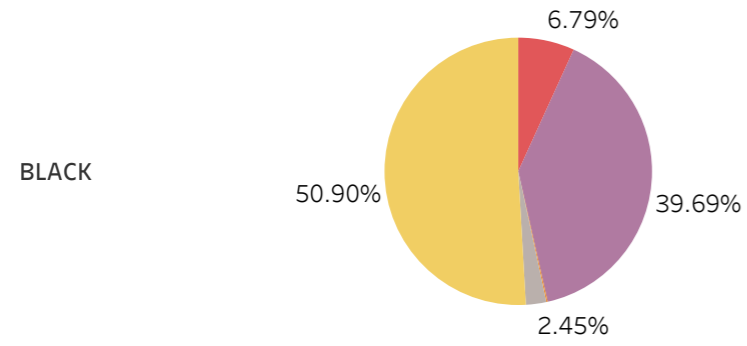


Beaverton

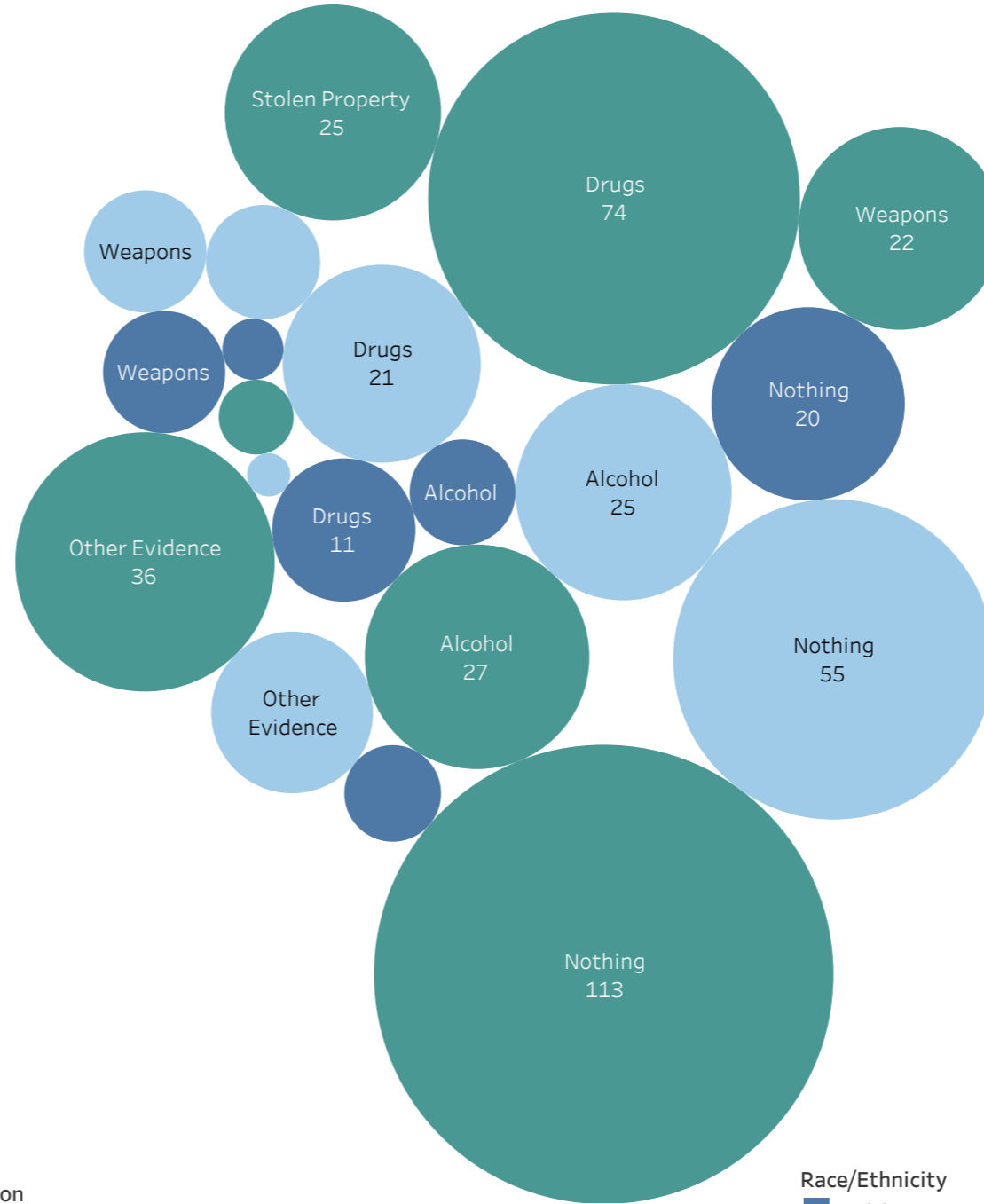
STOP Breakdown	Day vs. Night	Gender Breakdown	Reason for Stop	Most Serious ORS	Age Breakdown	Disposition and Findings
----------------	---------------	------------------	-----------------	------------------	---------------	--------------------------

Disposition

Race/Ethnic..



Arrest Search Findings



Call Disposition

- Arrest
- Citation
- Juve Summons
- None
- Warning

Race/Ethnicity

- BLACK
- HISPANIC / LATINO
- WHITE

Date (Disposition)
3/1/2021 to 2/28/2022

Agency (Disposition)
BEAVERTON

Race/Ethnicity
Multiple values

Date (Findings)
3/1/2021 to 2/28/2022

Agency (Findings)
BEAVERTON

Race/Ethnicity
Multiple values