

Beaverton

STOP Breakdown	Day vs. Night	Gender Breakdown	Reason for Stop	Most Serious ORS	Age Breakdown	Disposition and Findings
----------------	---------------	------------------	-----------------	------------------	---------------	--------------------------

Race Description	2021 Census	Grand Total			Arrest			Citation			Warning			Other			Call Date
		Count	% of Total	% of Race	Count	% of Total	% of Race	Count	% of Total	% of Race	Count	% of Total	% of Race	Count	% of Total	% of Race	
ASIAN	12.60%	718	5.21%	100.00%	9	1.26%	1.25%	354	5.86%	49.30%	340	5.16%	47.35%	15	3.52%	2.09%	2/1/2022 to 1/31/2023
BLACK	2.20%	1,189	8.64%	100.00%	68	9.50%	5.72%	479	7.93%	40.29%	613	9.31%	51.56%	29	6.81%	2.44%	
HISPANIC / LATINX	16.90%	2,777	20.17%	100.00%	196	27.37%	7.06%	1,159	19.18%	41.74%	1,359	20.64%	48.94%	63	14.79%	2.27%	Officer Agency
MIDDLE EASTERN	Null	364	2.64%	100.00%	6	0.84%	1.65%	128	2.12%	35.16%	222	3.37%	60.99%	8	1.88%	2.20%	BEAVERTON
NATIVE AMERICAN	0.50%	77	0.56%	100.00%	8	1.12%	10.39%	28	0.46%	36.36%	40	0.61%	51.95%	1	0.23%	1.30%	Census Percent Area
PACIFIC ISLANDER	0.50%	135	0.98%	100.00%	13	1.82%	9.63%	55	0.91%	40.74%	61	0.93%	45.19%	6	1.41%	4.44%	BEAVERTON
UNKNOWN	Null	7	0.05%	100.00%										7	1.64%	100.00%	
WHITE	61.60%	8,502	61.75%	100.00%	416	58.10%	4.89%	3,840	63.54%	45.17%	3,949	59.98%	46.45%	297	69.72%	3.49%	Call Type
Grand Total		13,769	100.00%	100.00%	716	100.00%	5.20%	6,043	100.00%	43.89%	6,584	100.00%	47.82%	426	100.00%	3.09%	All

Beaverton

STOP Breakdown	Day vs. Night	Gender Breakdown	Reason for Stop	Most Serious ORS	Age Breakdown	Disposition and Findings
----------------	---------------	------------------	-----------------	------------------	---------------	--------------------------

STOP Breakdown City (LIGHT): Call Type: All - Gender: All - Officer Agency: BEAVERTON - Primary Unit Agency: None - Call Area: None - Census Area: BEAVERTON - 2/1/2022 to 1/31/2023

Call Date
2/1/2022 to 1/31/2023

Race Description	2021 Census	Grand Total			Arrest			Citation			Warning			Other		
		Count	% of Total	% of Race	Count	% of Total	% of Race	Count	% of Total	% of Race	Count	% of Total	% of Race	Count	% of Total	% of Race
ASIAN	12.60%	412	5.68%	100.00%	2	0.97%	0.49%	289	6.27%	70.15%	112	5.10%	27.18%	9	3.66%	2.18%
BLACK	2.20%	528	7.27%	100.00%	18	8.74%	3.41%	347	7.53%	65.72%	153	6.97%	28.98%	10	4.07%	1.89%
HISPANIC / LATINX	16.90%	1,278	17.61%	100.00%	38	18.45%	2.97%	807	17.51%	63.15%	404	18.40%	31.61%	29	11.79%	2.27%
MIDDLE EASTERN	Null	160	2.20%	100.00%	2	0.97%	1.25%	87	1.89%	54.37%	65	2.96%	40.62%	6	2.44%	3.75%
NATIVE AMERICAN	0.50%	40	0.55%	100.00%	2	0.97%	5.00%	19	0.41%	47.50%	18	0.82%	45.00%	1	0.41%	2.50%
PACIFIC ISLANDER	0.50%	65	0.90%	100.00%	2	0.97%	3.08%	41	0.89%	63.08%	19	0.87%	29.23%	3	1.22%	4.62%
UNKNOWN	Null	3	0.04%	100.00%										3	1.22%	100.00%
WHITE	61.60%	4,772	65.75%	100.00%	142	68.93%	2.98%	3,020	65.51%	63.29%	1,425	64.89%	29.86%	185	75.20%	3.88%
Grand Total		7,258	100.00%	100.00%	206	100.00%	2.84%	4,610	100.00%	63.52%	2,196	100.00%	30.26%	246	100.00%	3.39%

Officer Agency
BEAVERTON

Census Percent Area
BEAVERTON

STOP Breakdown City (DARK): Call Type: All - Gender: All - Officer Agency: BEAVERTON - Primary Unit Agency: None - Call Area: None - Census Area: BEAVERTON - 2/1/2022 to All

Race Description	2021 Census	Grand Total			Arrest			Citation			Warning			Other		
		Count	% of Total	% of Race	Count	% of Total	% of Race	Count	% of Total	% of Race	Count	% of Total	% of Race	Count	% of Total	% of Race
ASIAN	12.60%	306	4.70%	100.00%	7	1.37%	2.29%	65	4.54%	21.24%	228	5.20%	74.51%	6	3.33%	1.96%
BLACK	2.20%	661	10.15%	100.00%	50	9.80%	7.56%	132	9.21%	19.97%	460	10.48%	69.59%	19	10.56%	2.87%
HISPANIC / LATINX	16.90%	1,499	23.02%	100.00%	158	30.98%	10.54%	352	24.56%	23.48%	955	21.76%	63.71%	34	18.89%	2.27%
MIDDLE EASTERN	Null	204	3.13%	100.00%	4	0.78%	1.96%	41	2.86%	20.10%	157	3.58%	76.96%	2	1.11%	0.98%
NATIVE AMERICAN	0.50%	37	0.57%	100.00%	6	1.18%	16.22%	9	0.63%	24.32%	22	0.50%	59.46%			
PACIFIC ISLANDER	0.50%	70	1.08%	100.00%	11	2.16%	15.71%	14	0.98%	20.00%	42	0.96%	60.00%	3	1.67%	4.29%
UNKNOWN	Null	4	0.06%	100.00%										4	2.22%	100.00%
WHITE	61.60%	3,730	57.29%	100.00%	274	53.73%	7.35%	820	57.22%	21.98%	2,524	57.52%	67.67%	112	62.22%	3.00%
Grand Total		6,511	100.00%	100.00%	510	100.00%	7.83%	1,433	100.00%	22.01%	4,388	100.00%	67.39%	180	100.00%	2.76%

Beaverton

STOP Breakdown	Day vs. Night	Gender Breakdown	Reason for Stop	Most Serious ORS	Age Breakdown	Disposition and Findings
----------------	---------------	------------------	-----------------	------------------	---------------	--------------------------

Date
2/1/2021 to 1/31/2023

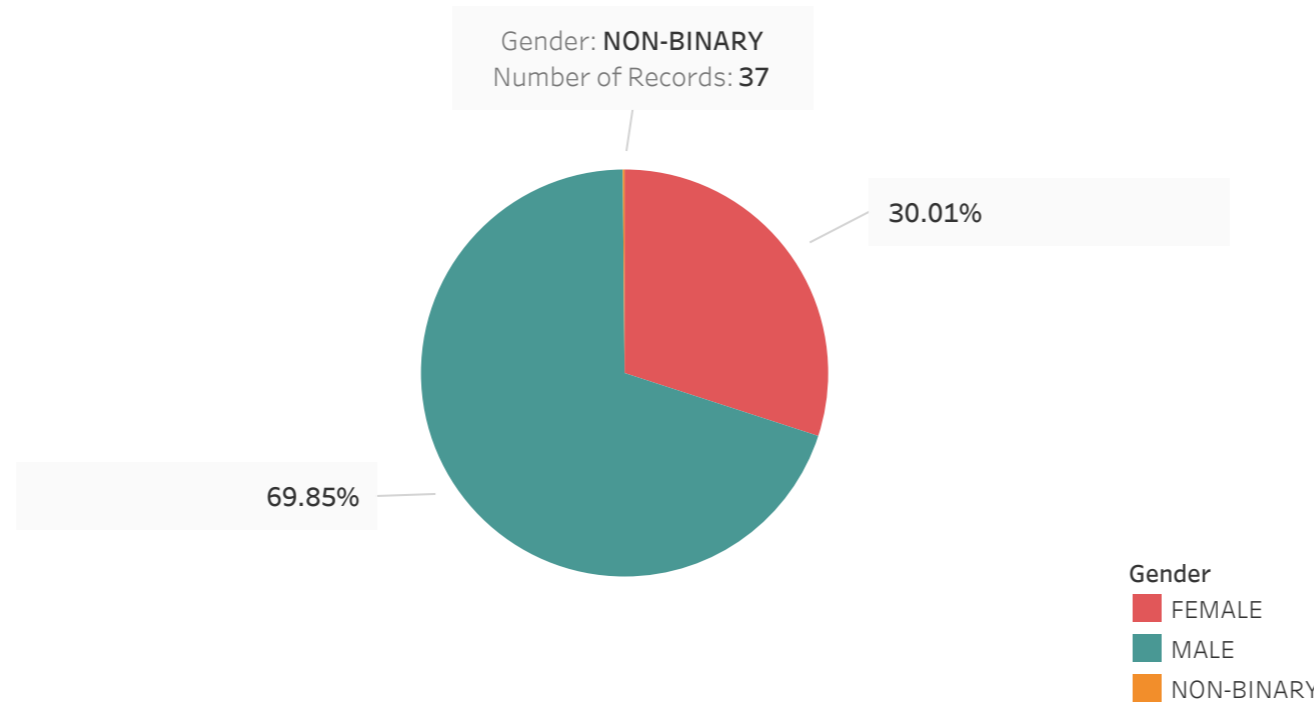
STOP Agency
BEAVERTON

Call Date
2/1/2022 to 1/31/2023

Officer Agency
BEAVERTON

Census Report Area
BEAVERTON

Call Type
All



STOP Breakdown (GENDER) City: Call Type: All - Gender: FEMALE & MALE - Officer Agency: BEAVERTON - Primary Unit Agency: None - Call Area: None - Census Area: BEAVERTON - 2/1/2022 to 1/31/2023

Sex	Race Descri..	2021 Census ..	Grand Total			Arrest			Citation			Warning			Other		
			Count	% of Total	% of Race	Count	% of Tot..	% of Race	Count	% of Total	% of Race	Count	% of Tot..	% of Race	Count	% of Total	% of Race
FEMALE	ASIAN	6.84%	262	1.91%	100.00%	3	0.42%	1.15%	141	2.34%	53.82%	115	1.75%	43.89%	3	0.72%	1.15%
	BLACK	1.01%	278	2.02%	100.00%	14	1.96%	5.04%	148	2.45%	53.24%	111	1.69%	39.93%	5	1.20%	1.80%
	HISPANIC / ..	8.04%	608	4.42%	100.00%	16	2.24%	2.63%	302	5.00%	49.67%	283	4.30%	46.55%	7	1.67%	1.15%
	MIDDLE EA..	Null	66	0.48%	100.00%				31	0.51%	46.97%	34	0.52%	51.52%	1	0.24%	1.52%
	NATIVE AM..	0.25%	32	0.23%	100.00%	2	0.28%	6.25%	14	0.23%	43.75%	16	0.24%	50.00%			
	PACIFIC ISL..	0.24%	44	0.32%	100.00%	3	0.42%	6.82%	21	0.35%	47.73%	19	0.29%	43.18%	1	0.24%	2.27%
	WHITE	31.25%	2,752	20.02%	100.00%	99	13.85%	3.60%	1,426	23.62%	51.82%	1,152	17.51%	41.86%	75	17.94%	2.73%
MALE	ASIAN	5.76%	455	3.31%	100.00%	6	0.84%	1.32%	212	3.51%	46.59%	225	3.42%	49.45%	12	2.87%	2.64%
	BLACK	1.19%	911	6.63%	100.00%	54	7.55%	5.93%	331	5.48%	36.33%	502	7.63%	55.10%	24	5.74%	2.63%
	HISPANIC / ..	8.86%	2,167	15.76%	100.00%	179	25.03%	8.26%	857	14.20%	39.55%	1,075	16.34%	49.61%	56	13.40%	2.58%
	MIDDLE EA..	Null	298	2.17%	100.00%	6	0.84%	2.01%	97	1.61%	32.55%	188	2.86%	63.09%	7	1.67%	2.35%
	NATIVE AM..	0.25%	45	0.33%	100.00%	6	0.84%	13.33%	14	0.23%	31.11%	24	0.36%	53.33%	1	0.24%	2.22%
	PACIFIC ISL..	0.26%	91	0.66%	100.00%	10	1.40%	10.99%	34	0.56%	37.36%	42	0.64%	46.15%	5	1.20%	5.49%
	WHITE	30.35%	5,738	41.74%	100.00%	317	44.34%	5.52%	2,408	39.89%	41.97%	2,792	42.44%	48.66%	221	52.87%	3.85%
Grand Total			13,747	100.00%	100.00%	715	100.00%	5.20%	6,036	100.00%	43.91%	6,578	100.00%	47.85%	418	100.00%	3.04%

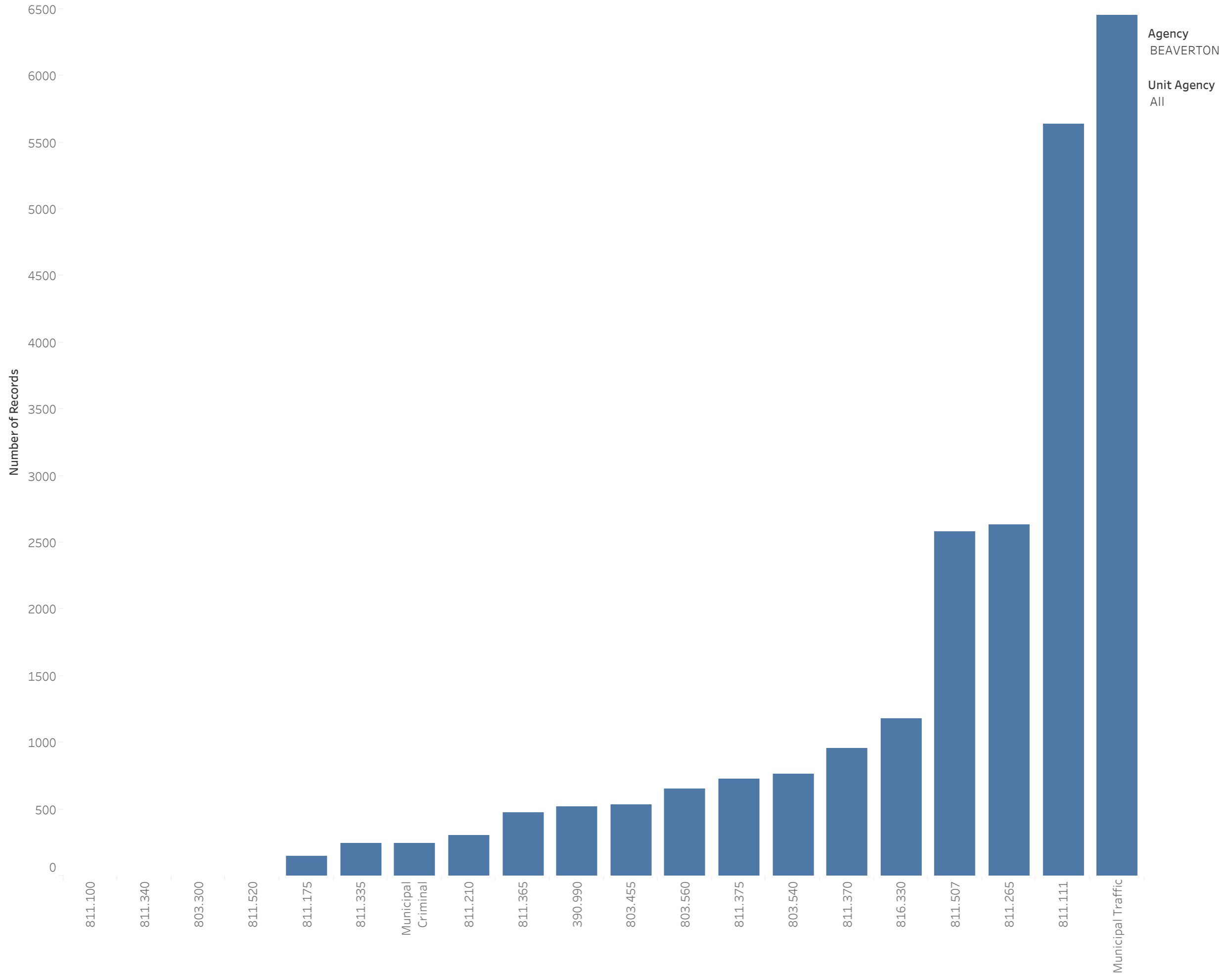
Beaverton

STOP Breakdown	Day vs. Night	Gender Breakdown	Reason for Stop	Most Serious ORS	Age Breakdown	Disposition and Findings
----------------	---------------	------------------	-----------------	------------------	---------------	--------------------------

Statute

Date

2/1/2021 to 1/31/2023

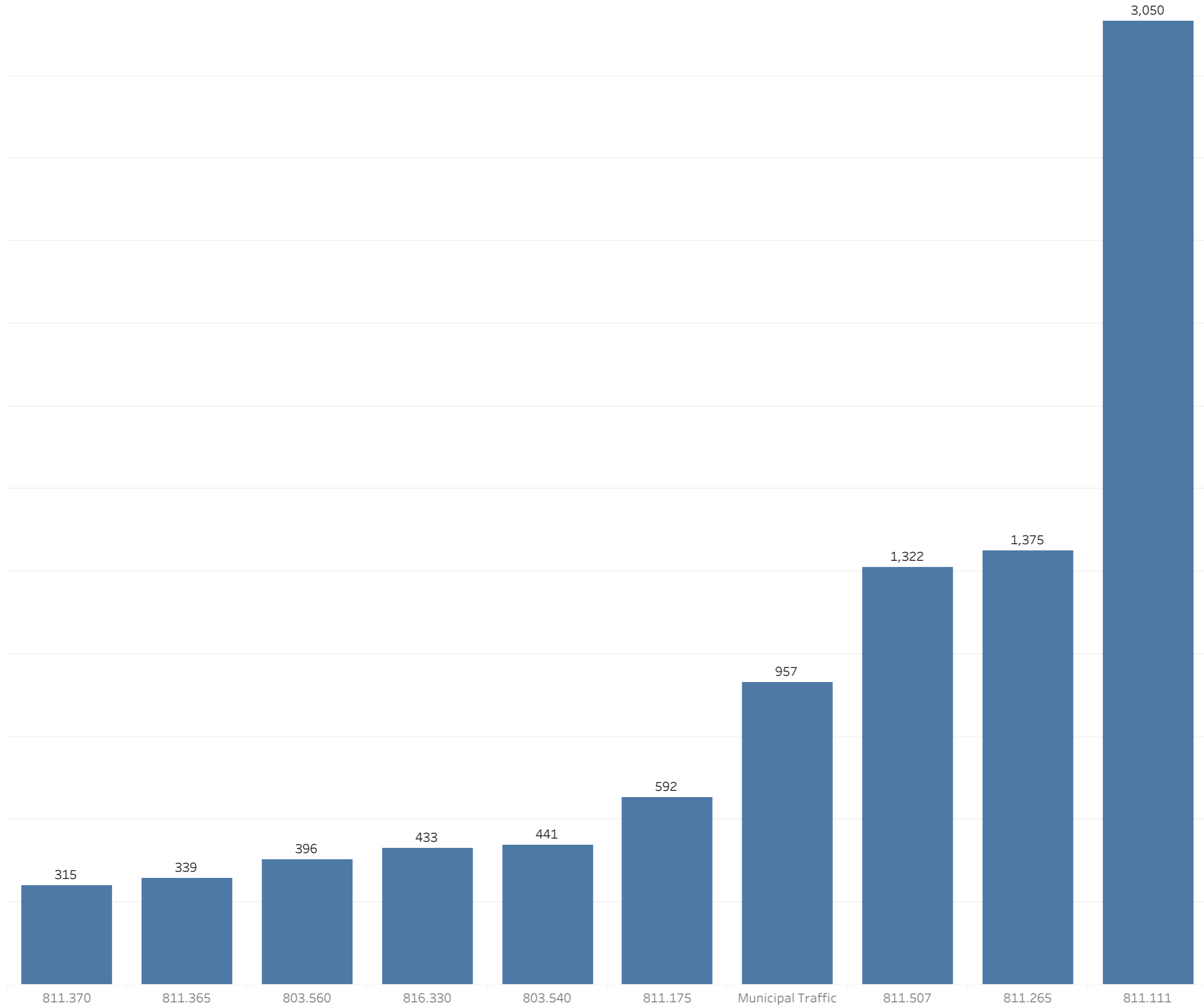


Beaverton

STOP Breakdown	Day vs. Night	Gender Breakdown	Reason for Stop	Most Serious ORS	Age Breakdown	Disposition and Findings
----------------	---------------	------------------	-----------------	-------------------------	---------------	--------------------------

Call Created Date
2/1/2022 to 1/31/2023

Officer1 Agency
BEAVERTON



Beaverton

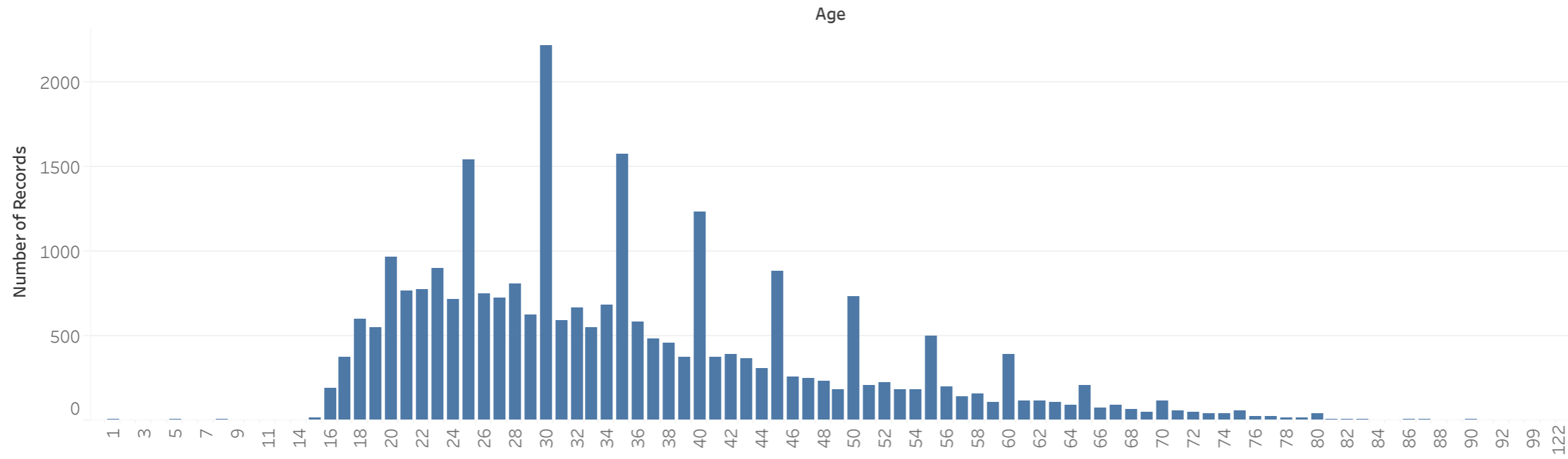
STOP Breakdown	Day vs. Night	Gender Breakdown	Reason for Stop	Most Serious ORS	Age Breakdown	Disposition and Findings
----------------	---------------	------------------	-----------------	------------------	----------------------	--------------------------

Age Distribution (Year)

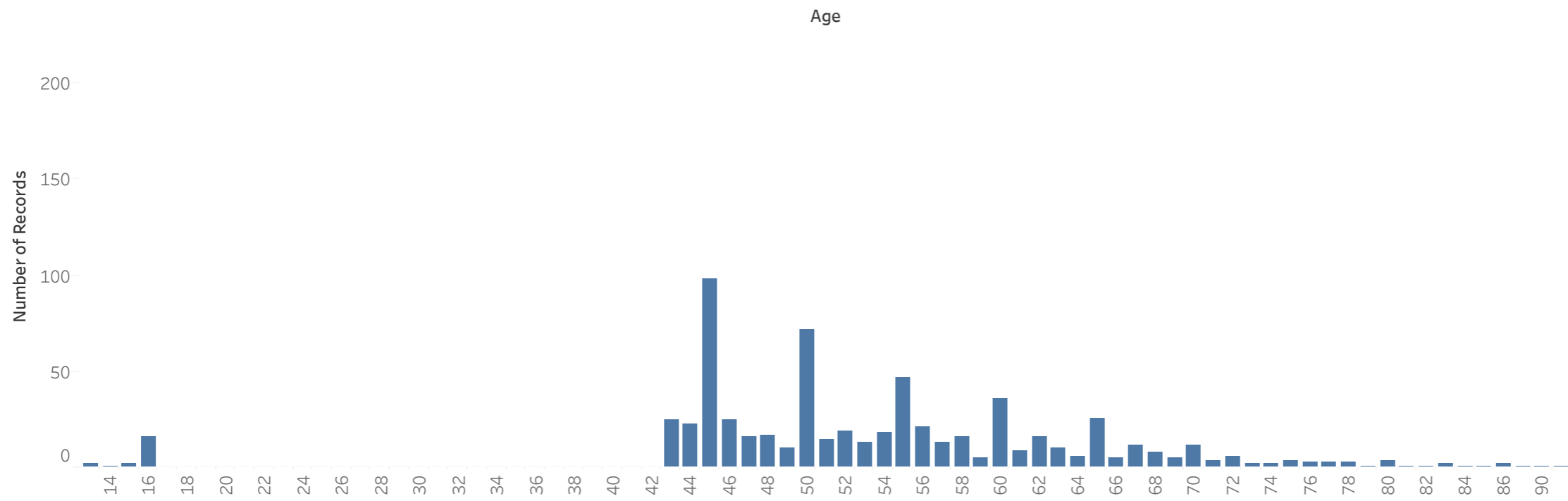
Agency
BEAVERTON

Date
2/1/2021 to 1/31/2023

Date (Recent)
12/1/2022 to 1/31/2023



Age Distribution (Recent)

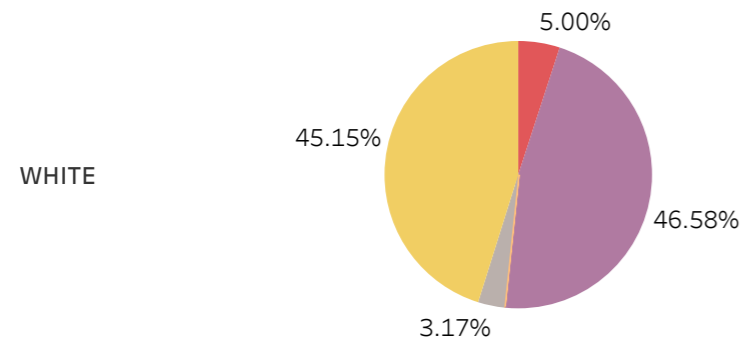
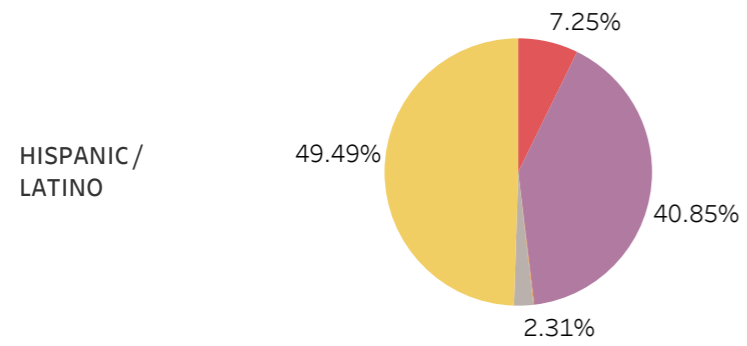
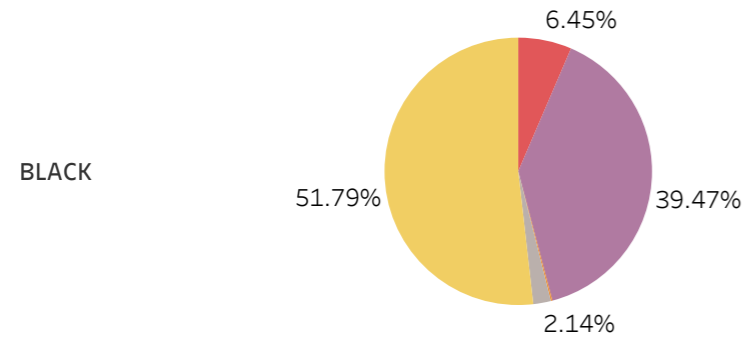


Beaverton

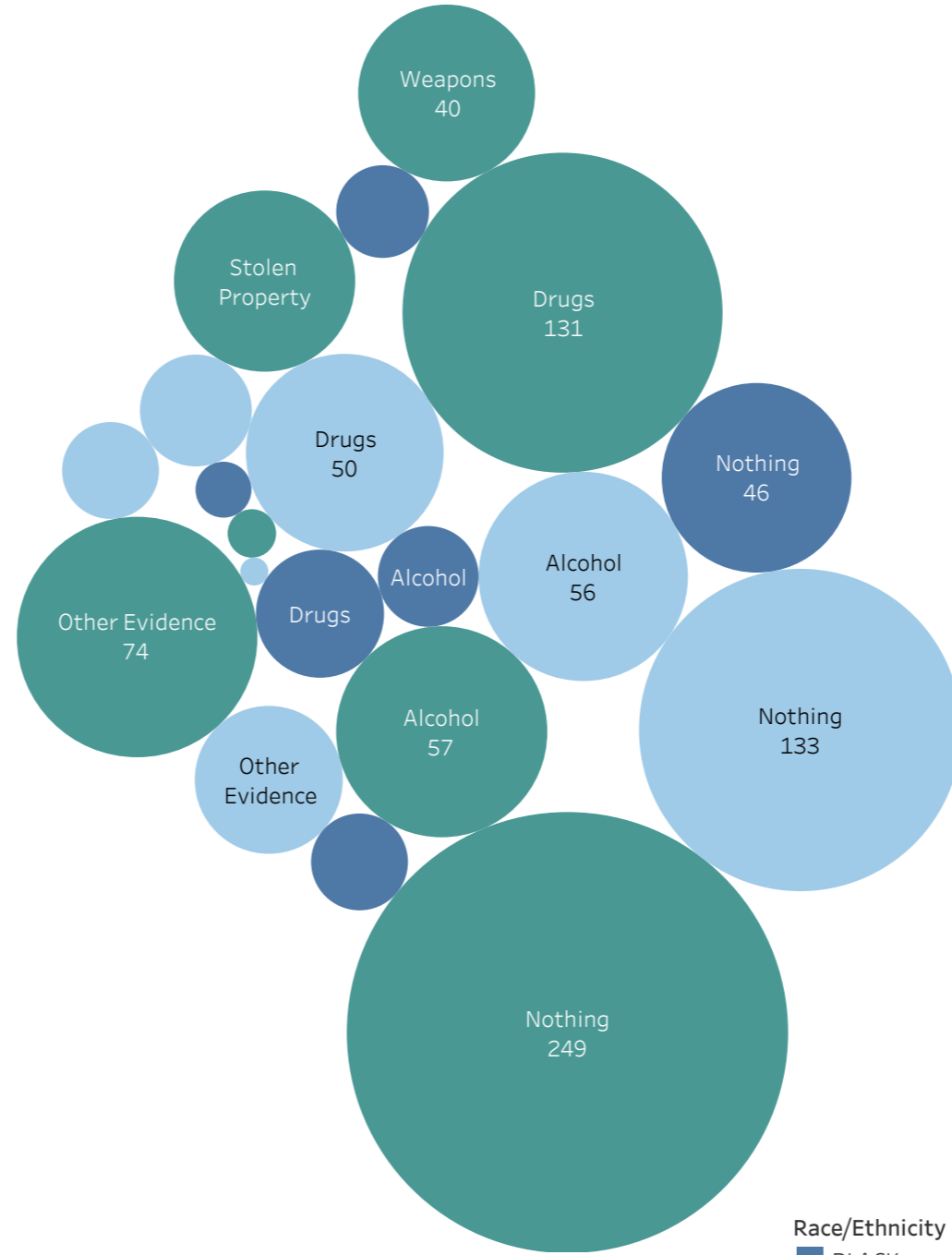
STOP Breakdown	Day vs. Night	Gender Breakdown	Reason for Stop	Most Serious ORS	Age Breakdown	Disposition and Findings
----------------	---------------	------------------	-----------------	------------------	---------------	--------------------------

Disposition

Race/Ethnic..



Arrest Search Findings



- Call Disposition**
- Arrest
 - Citation
 - Juve Summons
 - Juvenile Summons
 - None
 - Warning

- Race/Ethnicity**
- BLACK
 - HISPANIC / LATINO
 - WHITE

Date (Disposition)
2/1/2021 to 1/31/2023

Agency (Disposition)
BEAVERTON

Race/Ethnicity
Multiple values

Date (Findings)
2/1/2021 to 1/31/2023

Agency (Findings)
BEAVERTON

Race/Ethnicity
Multiple values