

Beaverton

STOP Breakdown	Day vs. Night	Gender Breakdown	Reason for Stop	Most Serious ORS	Age Breakdown	Disposition and Findings
----------------	---------------	------------------	-----------------	------------------	---------------	--------------------------

Race Description	2020 Census	Grand Total			Arrest			Citation			Warning			Other			Call Date 1/1/2022 to 12/31/2022
		Count	% of Total	% of Race	Count	% of Total	% of Race	Count	% of Total	% of Race	Count	% of Total	% of Race	Count	% of Total	% of Race	
ASIAN	12.00%	685	5.12%	100.00%	7	1.02%	1.02%	347	5.71%	50.66%	317	5.10%	46.28%	14	3.40%	2.04%	Officer Agency BEAVERTON
BLACK	2.70%	1,177	8.79%	100.00%	64	9.36%	5.44%	480	7.90%	40.78%	603	9.70%	51.23%	30	7.28%	2.55%	
HISPANIC / LATINX	18.10%	2,659	19.86%	100.00%	194	28.36%	7.30%	1,131	18.62%	42.53%	1,272	20.46%	47.84%	62	15.05%	2.33%	Census Percent Area BEAVERTON
MIDDLE EASTERN	Null	357	2.67%	100.00%	6	0.88%	1.68%	132	2.17%	36.97%	211	3.39%	59.10%	8	1.94%	2.24%	
NATIVE AMERICAN	0.30%	72	0.54%	100.00%	10	1.46%	13.89%	24	0.40%	33.33%	37	0.60%	51.39%	1	0.24%	1.39%	Call Type All
PACIFIC ISLANDER	0.50%	129	0.96%	100.00%	14	2.05%	10.85%	54	0.89%	41.86%	58	0.93%	44.96%	3	0.73%	2.33%	
UNKNOWN	Null	7	0.05%	100.00%										7	1.70%	100.00%	
WHITE	59.00%	8,301	62.01%	100.00%	389	56.87%	4.69%	3,905	64.30%	47.04%	3,720	59.83%	44.81%	287	69.66%	3.46%	
Grand Total		13,387	100.00%	100.00%	684	100.00%	5.11%	6,073	100.00%	45.36%	6,218	100.00%	46.45%	412	100.00%	3.08%	

Beaverton

STOP Breakdown	Day vs. Night	Gender Breakdown	Reason for Stop	Most Serious ORS	Age Breakdown	Disposition and Findings
----------------	---------------	------------------	-----------------	------------------	---------------	--------------------------

STOP Breakdown City (LIGHT): Call Type: All - Gender: All - Officer Agency: BEAVERTON - Primary Unit Agency: None - Call Area: None - Census Area: BEAVERTON - 1/1/2022 to All

Call Date
1/1/2022 to 12/31/2022

Race Description	2020 Census	Grand Total			Arrest			Citation			Warning			Other		
		Count	% of Total	% of Race	Count	% of Total	% of Race	Count	% of Total	% of Race	Count	% of Total	% of Race	Count	% of Total	% of Race
ASIAN	12.00%	396	5.58%	100.00%	2	1.04%	0.51%	284	6.14%	71.72%	102	5.02%	25.76%	8	3.32%	2.02%
BLACK	2.70%	523	7.37%	100.00%	16	8.33%	3.06%	346	7.47%	66.16%	147	7.24%	28.11%	14	5.81%	2.68%
HISPANIC / LATINX	18.10%	1,215	17.13%	100.00%	37	19.27%	3.05%	788	17.02%	64.86%	359	17.68%	29.55%	31	12.86%	2.55%
MIDDLE EASTERN	Null	159	2.24%	100.00%	2	1.04%	1.26%	93	2.01%	58.49%	59	2.90%	37.11%	5	2.07%	3.14%
NATIVE AMERICAN	0.30%	39	0.55%	100.00%	4	2.08%	10.26%	17	0.37%	43.59%	17	0.84%	43.59%	1	0.41%	2.56%
PACIFIC ISLANDER	0.50%	63	0.89%	100.00%	2	1.04%	3.17%	42	0.91%	66.67%	18	0.89%	28.57%	1	0.41%	1.59%
UNKNOWN	Null	3	0.04%	100.00%										3	1.24%	100.00%
WHITE	59.00%	4,695	66.19%	100.00%	129	67.19%	2.75%	3,059	66.08%	65.15%	1,329	65.44%	28.31%	178	73.86%	3.79%
Grand Total		7,093	100.00%	100.00%	192	100.00%	2.71%	4,629	100.00%	65.26%	2,031	100.00%	28.63%	241	100.00%	3.40%

Officer Agency
BEAVERTON

Census Percent Area
BEAVERTON

STOP Breakdown City (DARK): Call Type: All - Gender: All - Officer Agency: BEAVERTON - Primary Unit Agency: None - Call Area: None - Census Area: BEAVERTON - All to All

Race Description	2020 Census	Grand Total			Arrest			Citation			Warning			Other		
		Count	% of Total	% of Race	Count	% of Total	% of Race	Count	% of Total	% of Race	Count	% of Total	% of Race	Count	% of Total	% of Race
ASIAN	12.00%	289	4.59%	100.00%	5	1.02%	1.73%	63	4.36%	21.80%	215	5.13%	74.39%	6	3.51%	2.08%
BLACK	2.70%	654	10.39%	100.00%	48	9.76%	7.34%	134	9.28%	20.49%	456	10.89%	69.72%	16	9.36%	2.45%
HISPANIC / LATINX	18.10%	1,444	22.94%	100.00%	157	31.91%	10.87%	343	23.75%	23.75%	913	21.81%	63.23%	31	18.13%	2.15%
MIDDLE EASTERN	Null	198	3.15%	100.00%	4	0.81%	2.02%	39	2.70%	19.70%	152	3.63%	76.77%	3	1.75%	1.52%
NATIVE AMERICAN	0.30%	33	0.52%	100.00%	6	1.22%	18.18%	7	0.48%	21.21%	20	0.48%	60.61%			
PACIFIC ISLANDER	0.50%	66	1.05%	100.00%	12	2.44%	18.18%	12	0.83%	18.18%	40	0.96%	60.61%	2	1.17%	3.03%
UNKNOWN	Null	4	0.06%	100.00%										4	2.34%	100.00%
WHITE	59.00%	3,606	57.29%	100.00%	260	52.85%	7.21%	846	58.59%	23.46%	2,391	57.11%	66.31%	109	63.74%	3.02%
Grand Total		6,294	100.00%	100.00%	492	100.00%	7.82%	1,444	100.00%	22.94%	4,187	100.00%	66.52%	171	100.00%	2.72%

Beaverton

STOP Breakdown	Day vs. Night	Gender Breakdown	Reason for Stop	Most Serious ORS	Age Breakdown	Disposition and Findings
----------------	---------------	------------------	-----------------	------------------	---------------	--------------------------

Date
1/1/2021 to 12/31/2022

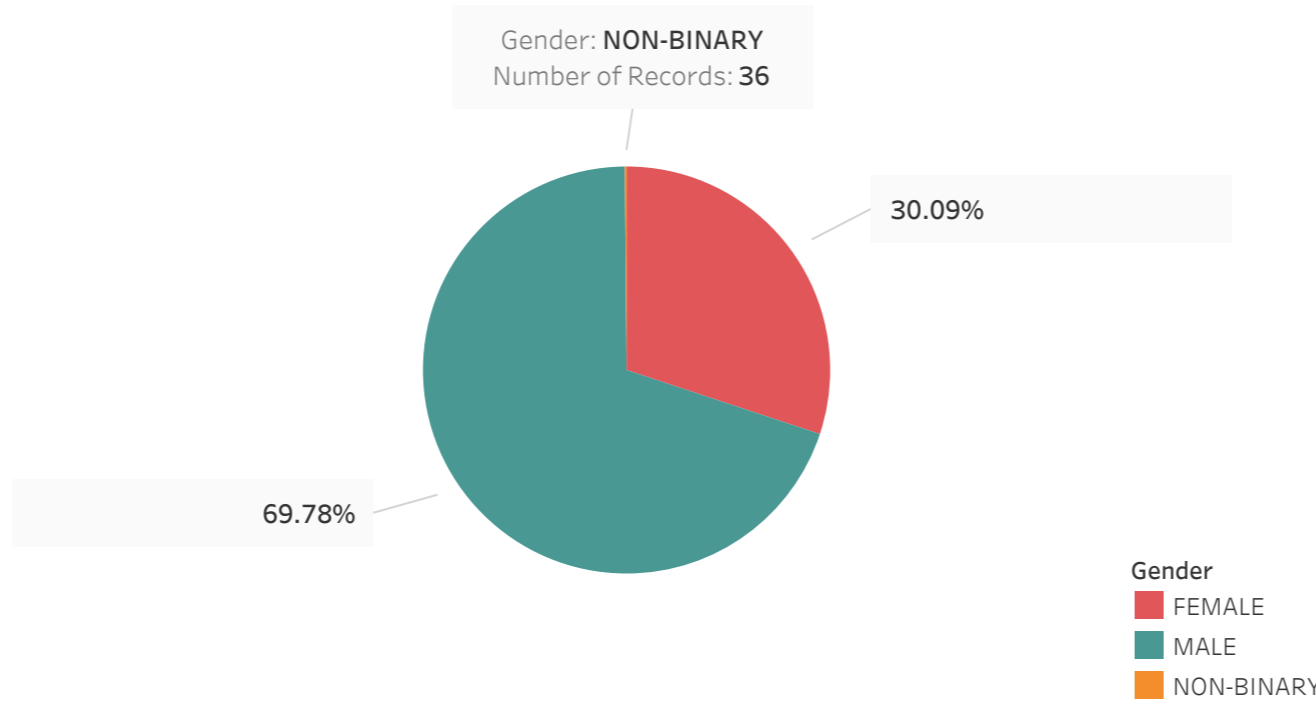
STOP Agency
BEAVERTON

Call Date
1/1/2022 to 12/31/2022

Officer Agency
BEAVERTON

Census Report Area
BEAVERTON

Call Type
All



STOP Breakdown (GENDER) City: Call Type: All - Gender: FEMALE & MALE - Officer Agency: BEAVERTON - Primary Unit Agency: None - Call Area: None - Census Area: BEAVERTON - 1/1/2022 to 12/31/2022

Sex	Race Descri..	2020 Census ..	Grand Total			Arrest			Citation			Warning			Other		
			Count	% of Total	% of Race	Count	% of Tot..	% of Race	Count	% of Total	% of Race	Count	% of Tot..	% of Race	Count	% of Total	% of Race
FEMALE	ASIAN	6.51%	252	1.89%	100.00%	1	0.15%	0.40%	137	2.26%	54.37%	111	1.79%	44.05%	3	0.74%	1.19%
	BLACK	1.24%	272	2.04%	100.00%	14	2.05%	5.15%	147	2.42%	54.04%	107	1.72%	39.34%	4	0.99%	1.47%
	HISPANIC / ..	8.61%	599	4.48%	100.00%	12	1.76%	2.00%	305	5.03%	50.92%	274	4.41%	45.74%	8	1.98%	1.34%
	MIDDLE EA..	Null	65	0.49%	100.00%				33	0.54%	50.77%	31	0.50%	47.69%	1	0.25%	1.54%
	NATIVE AM..	0.15%	28	0.21%	100.00%	2	0.29%	7.14%	11	0.18%	39.29%	15	0.24%	53.57%			
	PACIFIC ISL..	0.24%	42	0.31%	100.00%	3	0.44%	7.14%	22	0.36%	52.38%	17	0.27%	40.48%			
	WHITE	29.93%	2,699	20.19%	100.00%	96	14.06%	3.56%	1,449	23.89%	53.69%	1,084	17.45%	40.16%	70	17.33%	2.59%
MALE	ASIAN	5.49%	432	3.23%	100.00%	6	0.88%	1.39%	209	3.45%	48.38%	206	3.32%	47.69%	11	2.72%	2.55%
	BLACK	1.46%	904	6.76%	100.00%	50	7.32%	5.53%	332	5.47%	36.73%	496	7.98%	54.87%	26	6.44%	2.88%
	HISPANIC / ..	9.49%	2,058	15.40%	100.00%	181	26.50%	8.79%	826	13.62%	40.14%	997	16.05%	48.45%	54	13.37%	2.62%
	MIDDLE EA..	Null	292	2.18%	100.00%	6	0.88%	2.05%	99	1.63%	33.90%	180	2.90%	61.64%	7	1.73%	2.40%
	NATIVE AM..	0.15%	44	0.33%	100.00%	8	1.17%	18.18%	13	0.21%	29.55%	22	0.35%	50.00%	1	0.25%	2.27%
	PACIFIC ISL..	0.26%	87	0.65%	100.00%	11	1.61%	12.64%	32	0.53%	36.78%	41	0.66%	47.13%	3	0.74%	3.45%
	WHITE	29.07%	5,591	41.83%	100.00%	293	42.90%	5.24%	2,451	40.41%	43.84%	2,631	42.35%	47.06%	216	53.47%	3.86%
Grand Total			13,365	100.00%	100.00%	683	100.00%	5.11%	6,066	100.00%	45.39%	6,212	100.00%	46.48%	404	100.00%	3.02%

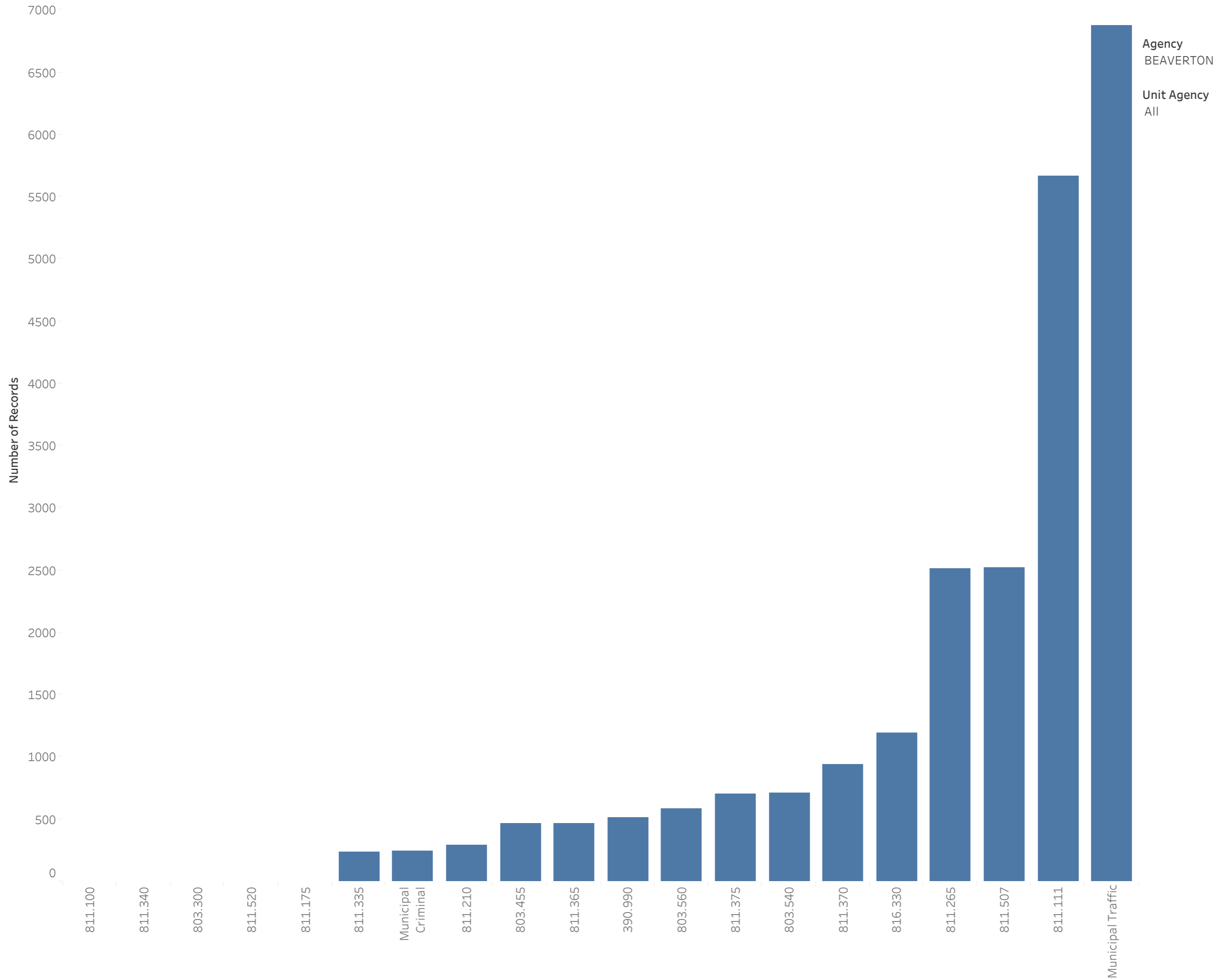
Beaverton

STOP Breakdown	Day vs. Night	Gender Breakdown	Reason for Stop	Most Serious ORS	Age Breakdown	Disposition and Findings
----------------	---------------	------------------	-----------------	------------------	---------------	--------------------------

Statute

Date

1/1/2021 to 12/31/2022

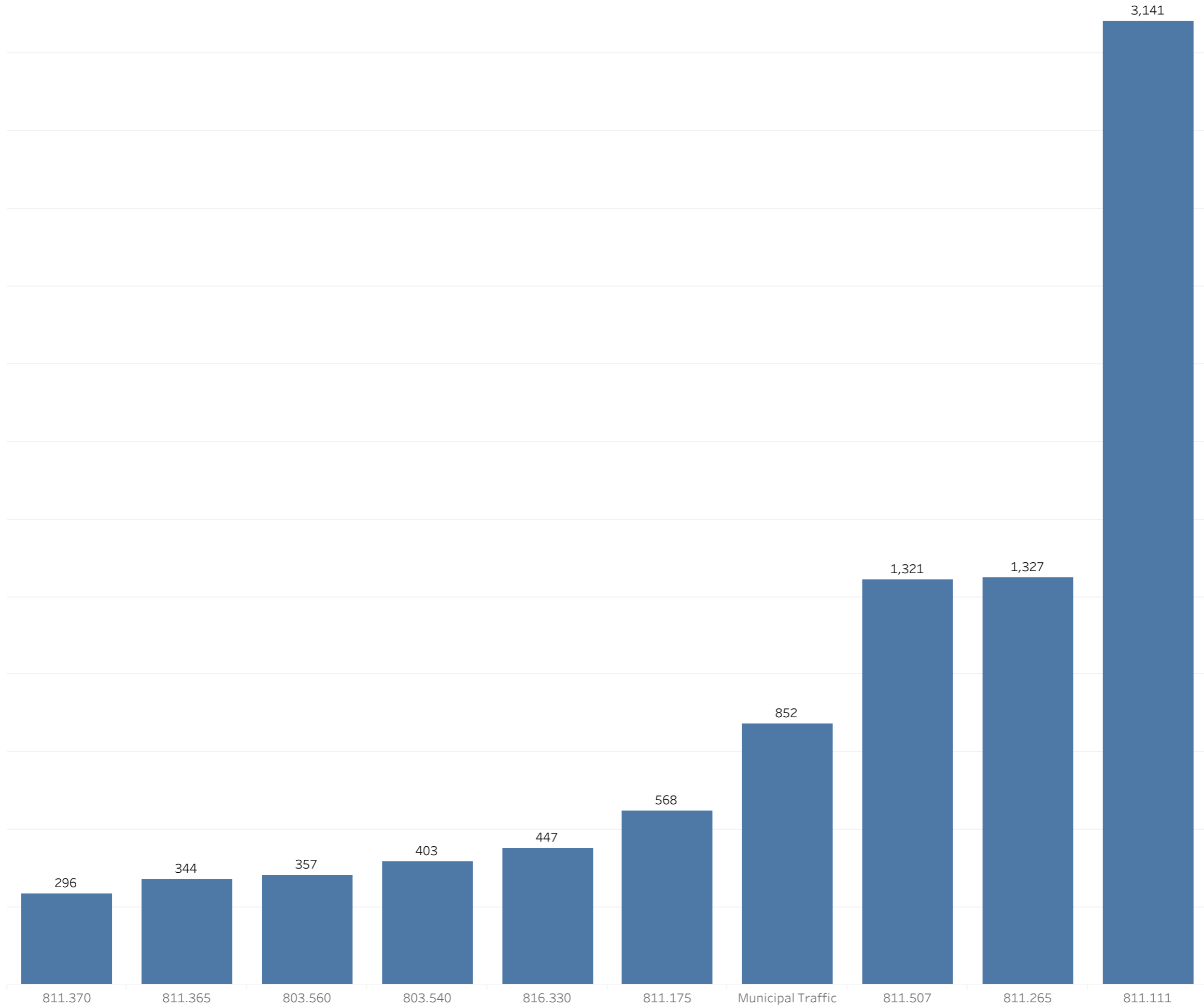


Beaverton

STOP Breakdown	Day vs. Night	Gender Breakdown	Reason for Stop	Most Serious ORS	Age Breakdown	Disposition and Findings
----------------	---------------	------------------	-----------------	-------------------------	---------------	--------------------------

Call Created Date
1/1/2022 to 12/31/2022

Officer1 Agency
BEAVERTON



Beaverton

STOP Breakdown	Day vs. Night	Gender Breakdown	Reason for Stop	Most Serious ORS	Age Breakdown	Disposition and Findings
----------------	---------------	------------------	-----------------	------------------	----------------------	--------------------------

Age Distribution (Year)



Age Distribution (Recent)

